

SMM	1	NO. PINS PER ROW	02	PLATING OPTION	ROW OPTION	OTHER OPTIONS
-----	---	------------------	----	----------------	------------	---------------

02 thru 40

-F
= Gold flash on contact,
Matte Tin on tail

-L
= 10 μ" (0.25 μm)
Gold on contact,
Matte Tin on tail

-S
= Single Row

-D
= Double Row

-XX"
= Polarized Position

-K
= (5.50 mm) .217" DIA
Polyimide Film
Pick & Place Pad
(2 positions minimum,
-02 thru -05 requires -TR)

-P
= Plastic Pick & Place Pad
(-02 thru -05 requires -TR)

-TR
= Tape & Reel Packaging
(27 positions maximum)

-FR
= Full Reel Tape & Reel
(must order maximum
quantity per reel;
contact Samtec
for quantity breaks)
(27 positions maximum)

SMM

Board Mates:

TMM, TMMH, MTMM, MMT,
LTMM, TW, PTT, ZLTMM

Cable Mates:

TCMD

SPECIFICATIONS

Insulator Material:

Black Liquid Crystal Polymer

Contact Material:

BeCu

Plating:

Sn or Au over

50 μ" (1.27 μm) Ni

Current Rating (TMM/SMM):

3.3 A per pin

(2 pins powered)

Voltage Rating:

375 VAC/530 VDC

Operating Temp Range:

-55 °C to +125 °C

Insertion Depth:

(3.05 mm) .120" to

(3.25 mm) .128"

Max Cycles:

100 with 10 μ" (0.25 μm) Au

PROCESSING

Lead-Free Solderable:

Yes

SMT Lead Coplanarity:

(0.10 mm) .004" max

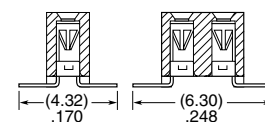
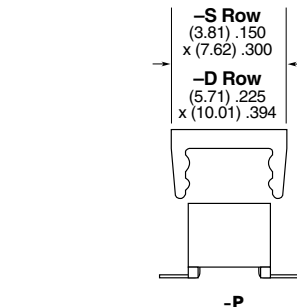
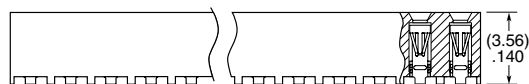
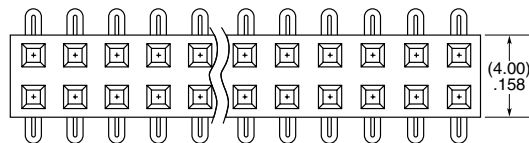
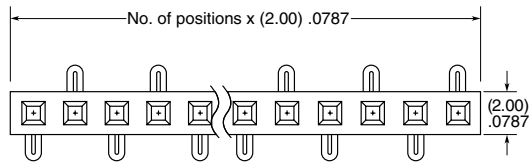
ALSO AVAILABLE

Contact Samtec

Locking Clip

(Manual placement required)

Other platings



Note:

Some lengths, styles and
options are non-standard,
non-returnable.

View complete specifications at: samtec.com?SMM