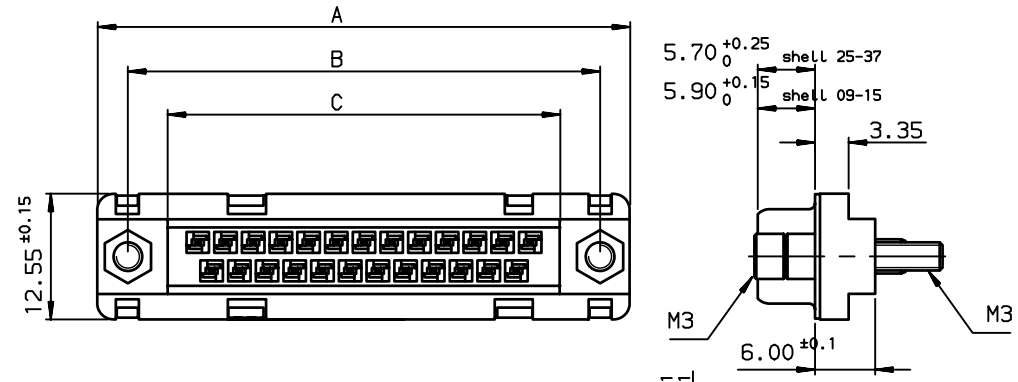

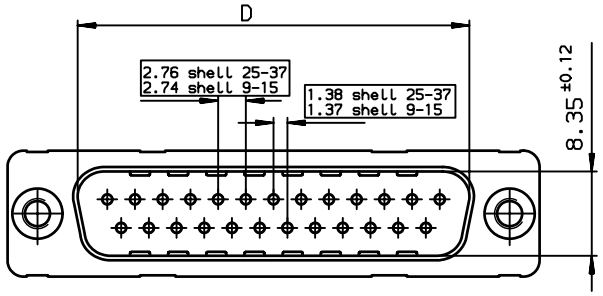

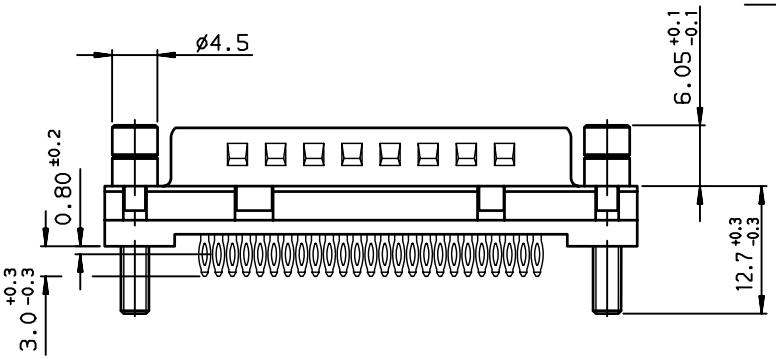

PC board drilling dimensions(after plating)

(thickness ≤ 3.20±0.30mm)

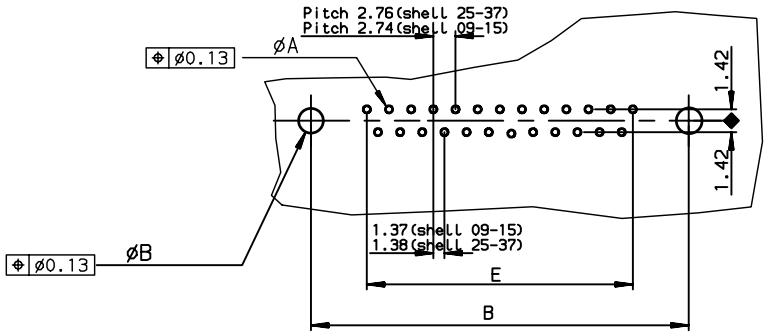

TIN LEAD PART NUMBER

SHELL	A±0.38	B±0.12	C±0.10	D±0.25	E±0.07	PART NUMBER	PART NUMBER
09	30.81	24.99	16.96	16.79	10.96	--	D09P91C6PI9C
15	39.14	33.32	25.18	25.12	19.18	--	D15P91C6PI9C
25	53.03	47.04	39.12	38.84	33.12	--	D25P91C6PI9C
37	69.32	63.50	55.68	55.30	49.68	--	D37P91C6PI9C
						---	0.76µ gold

GENERAL CHARACTERISTICS AND ROHS INFORMATIONS:
SEE DRAWING C01-8646-0001

LEAD FREE PART NUMBER

SHELL	A±0.38	B±0.12	C±0.10	D±0.25	E±0.07	PART NUMBER	PART NUMBER
09	30.81	24.99	16.96	16.79	10.96	--	D09P91C6PI9CLF
15	39.14	33.32	25.18	25.12	19.18	--	D15P91C6PI9CLF
25	53.03	47.04	39.12	38.84	33.12	--	D25P91C6PI9CLF
37	69.32	63.50	55.68	55.30	49.68	--	D37P91C6PI9CLF
						---	0.76µ gold

rev	ecn no	dr	date
A	-	JOU	1998/04/24
B	LS05-004	MPE	2005/02/11
C	LS06-0095	LGO	2006/07/22
D	LS06-0140	LGO	2006/09/16
E	LS07-0298	MPE	2007/11/20
-	-	-	-
-	-	-	-

European Views

www.fciconnect.com			surface ISO 1302	tolerance std ISO 406 ISO 1101	projection	mm
			TOLERANCES UNLESS OTHERWISE SPECIFIED			
Dr	JOUBERT	1998/04/24	ANGULAR	LINEAR 0.X ±0.1	size A3	Scale 2
Eng	PESSON	1998/04/24		0.XX ±0.1		
Chr	LEGARE	1998/04/24	0.XX° ±2°	0.XXX ±0.1	ECN	LS07-0298
Appr	LEGARE	1998/04/24	Product family	D-SUB	Spec ref	-
title	MALE CONNECTOR DELTA D EUROPE straight press-fit				dwg no	C01-8646-0616 Rev. E
catalog no	-				CUSTOMER	sheet 1 of 1

REV F - 2006-04-17

Copyright FCI.