THIS DRAWING IS UNPUBLISHED. RELEASED FOR PUBLICATION -,- .
© COPYRIGHT - BY TYCO ELECTRONICS CORPORATION. ALL RIGHTS RESERVED.

LOC	DIST
AD	00

REVISIONS

P	LTR	DESCRIPTION	DATE	DWN	APVD
	G	OG3C 0838 04	21FEB05	BSV	JLG
	G1	REVISED PER ECO-10-000443	13JAN10	KK	AEG

1. ASSEMBLY MAY BE BROKEN TO THE DESIRED NUMBER OF POSITIONS
2. TRUE POSITION TOLERANCE OF THE POST TIPS APPLIES WHEN THE HEADER IS HELD FLAT AGAINST THE PRINTED CIRCUIT BOARD

3. THE NOTED DIMENSIONS APPLY AT THE INTERSECTION OF THE POST AND HOUSING

4. POST PLATING: 0.00762 [.000030] GOLD ON CONTACT AREA, .00254–0.00508 [.0000100–.0000200] MATTE TIN–LEAD ON SOLDER TAIL, ALL OVER 0.00127 [.000050] NICKEL.

5. HOUSING: LCP, COLOR–BLACK.

6. POST: PHOSPHOR BRONZE

7. POST PLATING: 0.00762 [.000030] GOLD ON CONTACT AREA, .00254–0.00508 [.0000100–.0000200] MATTE TIN ON SOLDER TAIL, ALL OVER 0.00127 [.000050] NICKEL.

8. OBSOLETE PARTS: OBSOLETE CIS STREAMLINING PER D.RENAUD/D.SINISI

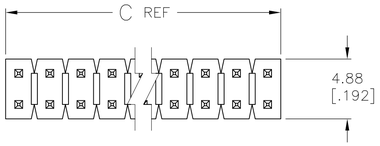

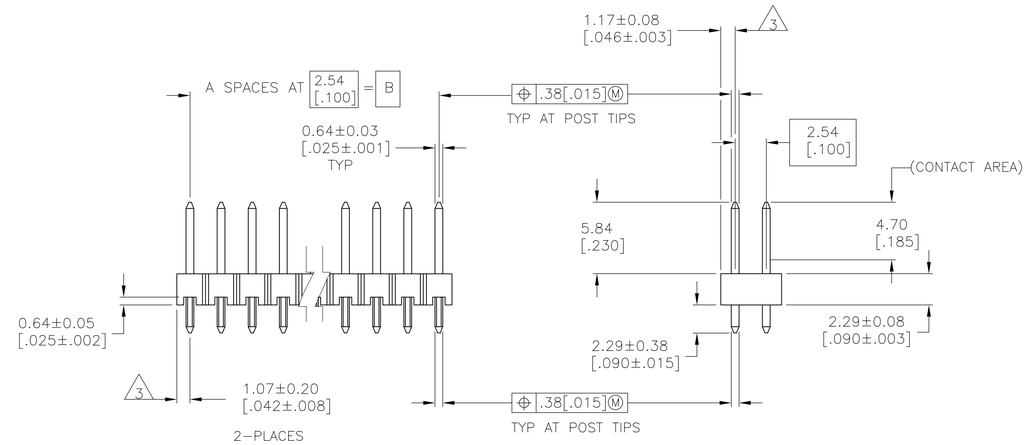

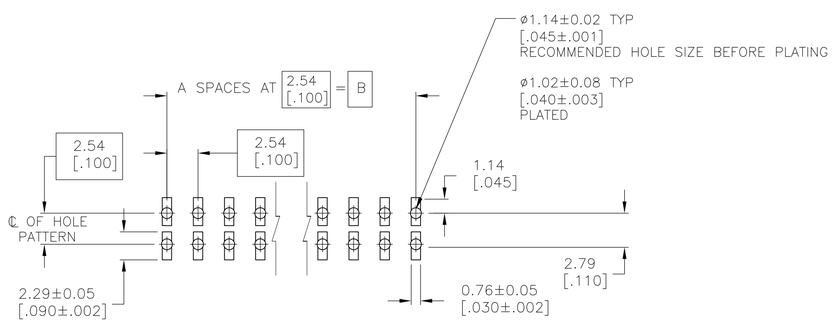

RECOMMENDED PC BOARD MOUNTING DIMENSIONS
FOR .063 [1.60] THICK PC BOARD AND
.012 [.305] STENCIL THICK

		C	B	A	NO. OF POSITIONS	PART NUMBER
	7	101.19 [3.984]	99.06 [3.900]	39	80	9–146261–0
8	7	98.65 [3.884]	96.52 [3.800]	38	78	~~8–146261–9~~
8	7	96.11 [3.784]	93.98 [3.700]	37	76	~~8–146261–8~~
8	7	93.57 [3.684]	91.44 [3.600]	36	74	~~8–146261–7~~
8	7	91.03 [3.584]	88.90 [3.500]	35	72	~~8–146261–6~~
8	7	88.49 [3.484]	86.36 [3.400]	34	70	~~8–146261–5~~
8	7	85.95 [3.384]	83.82 [3.300]	33	68	~~8–146261–4~~
8	7	83.41 [3.284]	81.28 [3.200]	32	66	~~8–146261–3~~
8	7	80.87 [3.184]	78.74 [3.100]	31	64	~~8–146261–2~~
8	7	78.33 [3.084]	76.20 [3.000]	30	62	~~8–146261–1~~
8	7	75.79 [2.984]	73.66 [2.900]	29	60	~~8–146261–0~~
8	7	73.25 [2.884]	71.12 [2.800]	28	58	~~7–146261–9~~
8	7	70.71 [2.784]	68.58 [2.700]	27	56	~~7–146261–8~~
8	7	68.17 [2.684]	66.04 [2.600]	26	54	~~7–146261–7~~
8	7	65.63 [2.584]	63.5 [2.500]	25	52	~~7–146261–6~~
8	7	63.09 [2.484]	60.96 [2.400]	24	50	~~7–146261–5~~
8	7	60.55 [2.384]	58.42 [2.300]	23	48	~~7–146261–4~~
8	7	58.01 [2.284]	55.88 [2.200]	22	46	~~7–146261–3~~
8	7	55.47 [2.184]	53.34 [2.100]	21	44	~~7–146261–2~~
8	7	52.93 [2.084]	50.80 [2.000]	20	42	~~7–146261–1~~
	7	50.39 [1.984]	48.26 [1.900]	19	40	7–146261–0
8	7	47.85 [1.884]	45.72 [1.800]	18	38	~~6–146261–9~~
8	7	45.31 [1.784]	43.18 [1.700]	17	36	~~6–146261–8~~
8	7	42.77 [1.684]	40.64 [1.600]	16	34	~~6–146261–7~~
8	7	40.23 [1.584]	38.10 [1.500]	15	32	~~6–146261–6~~
	7	37.69 [1.484]	35.56 [1.400]	14	30	6–146261–5
8	7	35.15 [1.384]	33.02 [1.300]	13	28	~~6–146261–4~~
	7	32.61 [1.284]	30.48 [1.200]	12	26	6–146261–3
8	7	30.07 [1.184]	27.94 [1.100]	11	24	~~6–146261–2~~
8	7	27.53 [1.084]	25.40 [1.000]	10	22	~~6–146261–1~~
	7	24.99 [.984]	22.86 [.900]	9	20	6–146261–0
8	7	22.45 [.884]	20.32 [.800]	8	18	~~5–146261–9~~
	7	19.91 [.784]	17.78 [.700]	7	16	5–146261–8
	7	17.37 [.684]	15.24 [.600]	6	14	5–146261–7
	7	14.83 [.584]	12.70 [.500]	5	12	5–146261–6
	7	12.29 [.484]	10.16 [.400]	4	10	5–146261–5
	7	9.75 [.384]	7.62 [.300]	3	8	5–146261–4
	7	7.21 [.284]	5.08 [.200]	2	6	5–146261–3
8	7	4.67 [.184]	2.54 [.100]	1	4	~~5–146261–2~~
	7	2.13 [.084]	– [–]	0	2	5–146261–1
	PLATING	C	B	A	NO. OF POSITIONS	PART NUMBER

		C	B	A	NO. OF POSITIONS	PART NUMBER
	4	101.19 [3.984]	99.06 [3.900]	39	80	4–146261–0
8	4	98.65 [3.884]	96.52 [3.800]	38	78	~~3–146261–9~~
8	4	96.11 [3.784]	93.98 [3.700]	37	76	~~3–146261–8~~
8	4	93.57 [3.684]	91.44 [3.600]	36	74	~~3–146261–7~~
8	4	91.03 [3.584]	88.90 [3.500]	35	72	~~3–146261–6~~
8	4	88.49 [3.484]	86.36 [3.400]	34	70	~~3–146261–5~~
8	4	85.95 [3.384]	83.82 [3.300]	33	68	~~3–146261–4~~
8	4	83.41 [3.284]	81.28 [3.200]	32	66	~~3–146261–3~~
8	4	80.87 [3.184]	78.74 [3.100]	31	64	~~3–146261–2~~
8	4	78.33 [3.084]	76.20 [3.000]	30	62	~~3–146261–1~~
	4	75.79 [2.984]	73.66 [2.900]	29	60	3–146261–0
8	4	73.25 [2.884]	71.12 [2.800]	28	58	~~2–146261–9~~
8	4	70.71 [2.784]	68.58 [2.700]	27	56	~~2–146261–8~~
8	4	68.17 [2.684]	66.04 [2.600]	26	54	~~2–146261–7~~
8	4	65.63 [2.584]	63.5 [2.500]	25	52	~~2–146261–6~~
8	4	63.09 [2.484]	60.96 [2.400]	24	50	~~2–146261–5~~
8	4	60.55 [2.384]	58.42 [2.300]	23	48	~~2–146261–4~~
8	4	58.01 [2.284]	55.88 [2.200]	22	46	~~2–146261–3~~
8	4	55.47 [2.184]	53.34 [2.100]	21	44	~~2–146261–2~~
8	4	52.93 [2.084]	50.80 [2.000]	20	42	~~2–146261–1~~
	4	50.39 [1.984]	48.26 [1.900]	19	40	2–146261–0
8	4	47.85 [1.884]	45.72 [1.800]	18	38	~~1–146261–9~~
8	4	45.31 [1.784]	43.18 [1.700]	17	36	~~1–146261–8~~
	4	42.77 [1.684]	40.64 [1.600]	16	34	1–146261–7
8	4	40.23 [1.584]	38.10 [1.500]	15	32	~~1–146261–6~~
	4	37.69 [1.484]	35.56 [1.400]	14	30	1–146261–5
8	4	35.15 [1.384]	33.02 [1.300]	13	28	~~1–146261–4~~
	4	32.61 [1.284]	30.48 [1.200]	12	26	1–146261–3
8	4	30.07 [1.184]	27.94 [1.100]	11	24	~~1–146261–2~~
8	4	27.53 [1.084]	25.40 [1.000]	10	22	~~1–146261–1~~
8	4	24.99 [.984]	22.86 [.900]	9	20	~~1–146261–0~~
8	4	22.45 [.884]	20.32 [.800]	8	18	~~146261–9~~
	4	19.91 [.784]	17.78 [.700]	7	16	146261–8
	4	17.37 [.684]	15.24 [.600]	6	14	146261–7
	4	14.83 [.584]	12.70 [.500]	5	12	146261–6
	4	12.29 [.484]	10.16 [.400]	4	10	146261–5
8	4	9.75 [.384]	7.62 [.300]	3	8	~~146261–4~~
8	4	7.21 [.284]	5.08 [.200]	2	6	~~146261–3~~
8	4	4.67 [.184]	2.54 [.100]	1	4	~~146261–2~~
8	4	2.13 [.084]	– [–]	0	2	~~146261–1~~
	PLATING	C	B	A	NO. OF POSITIONS	PART NUMBER

THIS DRAWING IS A CONTROLLED DOCUMENT.

DIMENSIONS: mm [INCHES]

TOLERANCES UNLESS OTHERWISE SPECIFIED:
0 PLC ± –
1 PLC ± –
2 PLC ± 0.51[.02]
3 PLC ± 0.127[.005]
4 PLC ± 0.0127[.0005]
ANGLES ± –

MATERIAL: HOUSING: 5 POST: 6
FINISH: SEE TABLE

DWN T. HOFFMAN 08-05-95
CHK G. DUBNICZKI 03-10-95
APVD G. DURNICZKI 03-10-95
PRODUCT SPEC —
APPLICATION SPEC —
WEIGHT —

Tyco Electronics — Tyco Electronics Corporation, Harrisburg, Pa 17105-3608

NAME: HEADER ASSEMBLY, MODII , BREAKAWAY, DOUBLE ROW, VERTICAL, HIGH TEMPERATURE

SIZE	CAGE CODE	DRAWING NO	RESTRICTED TO
A1	00779	C-146261	—

CUSTOMER DRAWING | SCALE 4:1 | SHEET 1 OF 1 | REV G1

AMP 4805 REV 31MAR2000