

# IC149 Series (SMT)

QFP/TQFP - 44 Pins (11x11) 0.8mm pitch

## Specifications

Insulation Resistance:	500MΩ at 150V DC
Withstanding Voltage:	100V <sub>eff</sub> to 700V <sub>eff</sub> for 1 minute
Contact Resistance:	30mΩ max. at 10mA and 20mV
Operating Temp. Range:	-25°C to +85°C
Reflow-soldering Temp.:	220°C for 60 seconds
Mating Cycles:	20 insertions maximum
Solvent Durability:	Freon
Allowable Torque (max.):	- for 1-time screw connection = max 0.147 Nm - for repetitive screw connection = min 0.078 Nm max 0.098 Nm

## Materials and Finish

Housing: Polyphenylenesulfide (PPS) glass filled UL94V-0

Contact: Beryllium Copper (BeCu)

Plating: Au 0.3μm min. over 2.5 ~ 4.5μm Ni = B5



## Part Number (for IC-use)

IC149 - 044 - \*52 - B5

Series No.

No. of Contact Pins

Positioning Pins:

0 = Without Pins

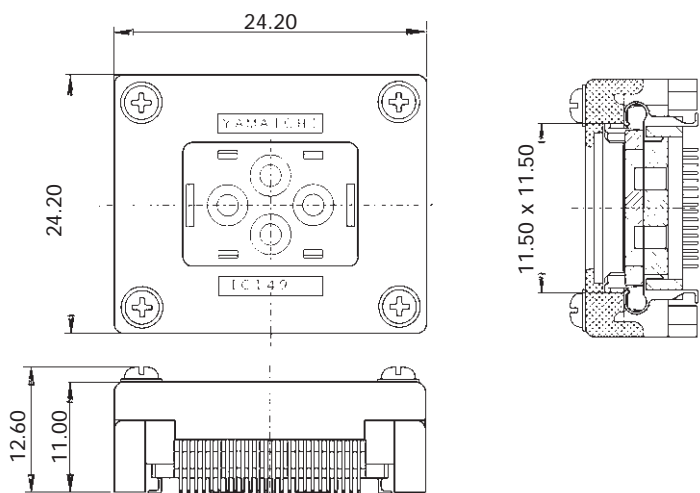
1 = With Pins

Contact Plating:

B5 = Au over Ni

Compatible Emulation-Adapter  
not available

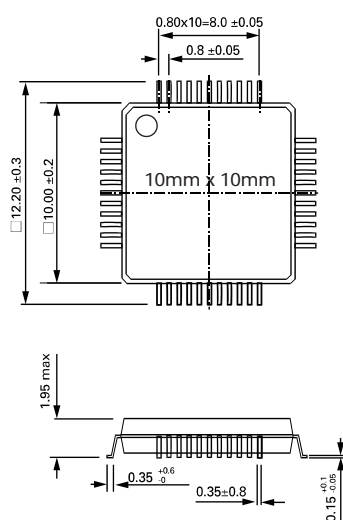
## Outline Socket Dimensions (Reference Only)



### Remarks

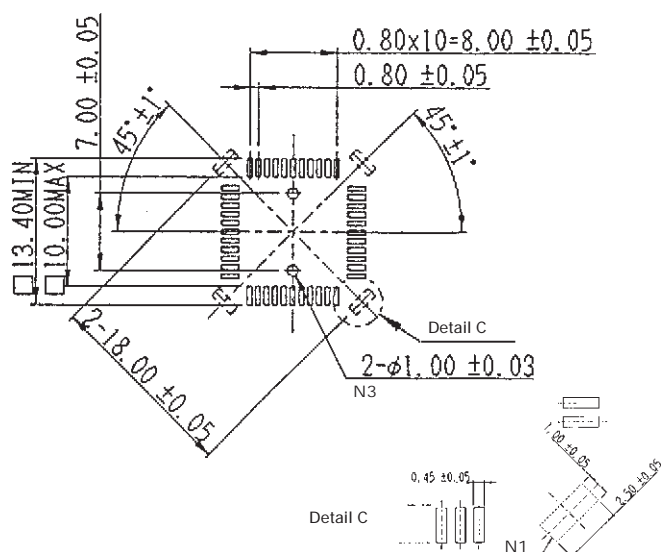
1. Ensure a clean contact area. Fluxes, dust and other impurities may cause corrosion and contact problems.
2. This Socket is not for automatic production. It is particularly suitable for the development of software stored in ROM and for testing LSI-IC's.
3. Careful attention must be taken when fixing the Socket, since it is entirely made from thermoplastic material. If the max. torque is exceeded, the Socket will be damaged beyond repair.
4. If using the Socket with an Adapter, please use the gold-plated Socket version.

## IC - Dimensions



## Socket PCB-Layout

Top View from Socket



### Notes

- N1: Metal soldering Tab Clip. Socket may be stabilized by soldering (Reflow) in these 4 areas.
- N3: These holes are only necessary for use with positioning pins.



# IC149 Series (SMT)

QFP/TQFP - 44 Pins (11x11) 0.8mm pitch

## Specifications

Insulation Resistance:	500MΩ at 150V DC
Withstanding Voltage:	100V <sub>eff</sub> to 700V <sub>eff</sub> for 1 minute
Contact Resistance:	30mΩ max. at 10mA and 20mV
Operating Temp. Range:	-25°C to +85°C
Reflow-soldering Temp.:	220°C for 60 seconds
Mating Cycles:	20 insertions maximum
Solvent Durability:	Freon
Allowable Torque (max.):	- for 1-time screw connection = max 0.147 Nm - for repetitive screw connection = min 0.078 Nm max 0.098 Nm

## Materials and Finish

Housing: Polyphenylenesulfide (PPS) glass filled UL94V-0

Contact: Beryllium Copper (BeCu)

Plating: Au 0.3μm min. over 2.5 ~ 4.5μm Ni = B5



## Part Number (Details)

IC149 - 044 - \*49 - B5

Series No.

No. of Contact Pins

Positioning Pins:

0 = Without Pins

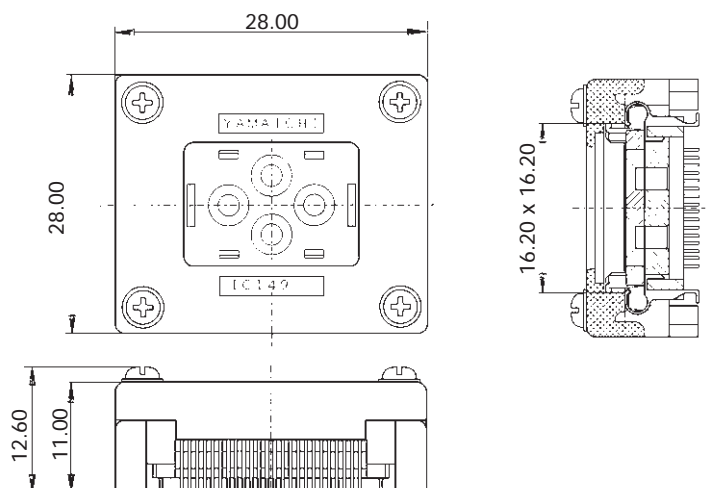
1 = With Pins

Contact Plating:

B5 = Au over Ni

Compatible Emulation-Adapter  
ICP-044-2

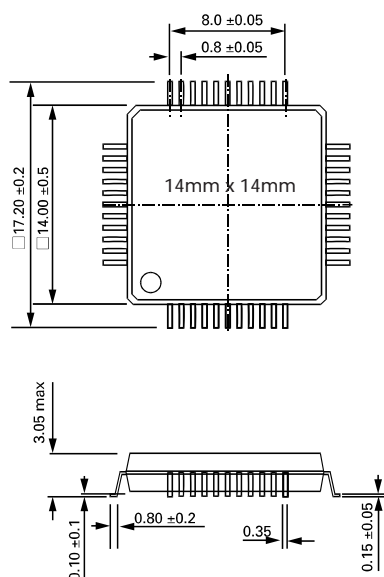
## Outline Socket Dimensions (Reference Only)



### Remarks

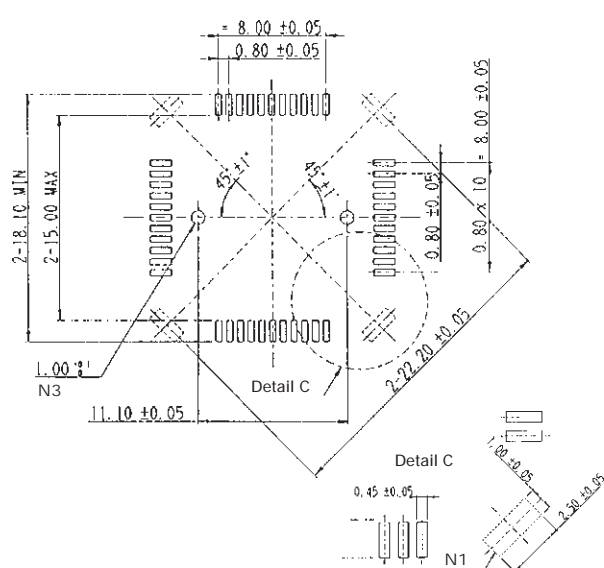
1. Ensure a clean contact area. Fluxes, dust and other impurities may cause corrosion and contact problems.
2. This Socket is not for automatic production. It is particularly suitable for the development of software stored in ROM and for testing LSI-IC's.
3. Careful attention must be taken when fixing the Socket, since it is entirely made from thermoplastic material. If the max. torque is exceeded, the Socket will be damaged beyond repair.
4. If using the Socket with an Adapter, please use the gold-plated Socket version.

## IC - Dimensions



## Socket PCB-Layout

Top View from Socket



### Notes

- N1: Metal soldering Tab Clip. Socket may be stabilized by soldering (Reflow) in these 4 areas.  
N3: These holes are only necessary for use with positioning pins.

# IC149 / ICP Series

## Emulation-Adapter (44 pins)

### Specifications

Insulation Resistance:	500MΩ at 150V DC
Withstanding Voltage:	700V AC for 1 minute
Contact Resistance:	30mΩ max. at 10mA and 20mV
Operating Temp. Range:	-25°C to +85°C
Reflow-soldering Temp.:	220°C for 60 seconds
Mating Cycles:	20 insertions maximum
Allowable Torque (max.):	- for 1-time screw connection = max 0.147 Nm - for repetitive screw connection = min 0.078 Nm max 0.098 Nm

### Adapter Part Number

ICP-044-2

### Compatible Socket (Part No.)

IC149-44-049-B5 (w/o pos. pins)

IC149-44-149-B5 (with pos. pins)

### Materials and Finish

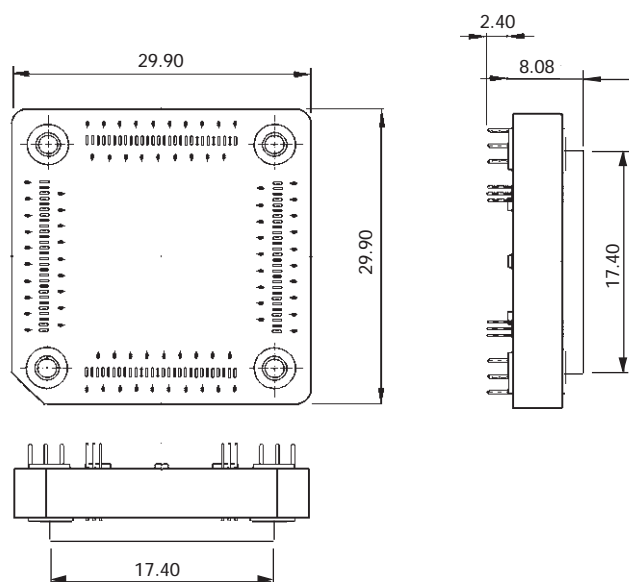
Housing: PTES, glass filled UL94V-0

Contact: Phosphor Bronze

Plating: Au 0.3μm min. over 2.5 ~ 4.5μm Ni



### Outline Adapter Dimensions (Reference Only)

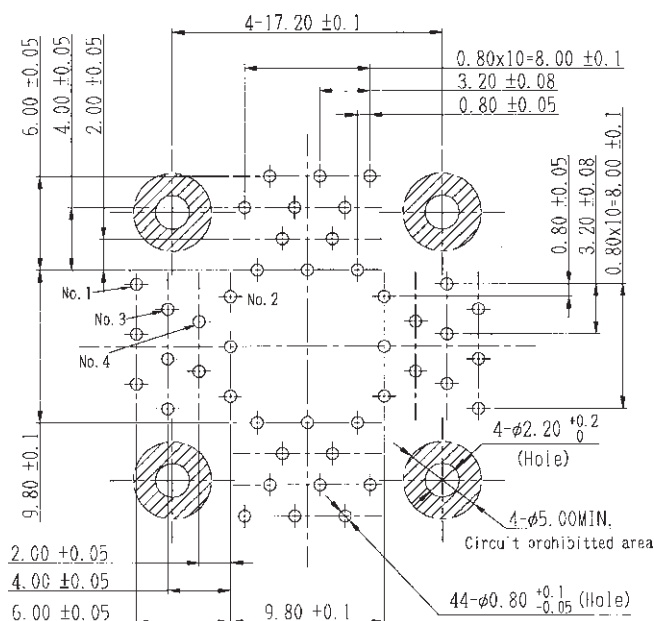


#### Remarks

1. Ensure a clean contact area. Fluxes, dust and other impurities may cause corrosion and contact problems.
2. Careful attention must be taken when fixing the Adapter, since it is made from thermoplastic material. By exceeding the maximum torque a perfect performance can no longer be guaranteed.

### Adapter PCB-Layout

Top View from Soldering Side



# Mouser Electronics

Authorized Distributor

Click to View Pricing, Inventory, Delivery & Lifecycle Information:

[Yamaichi Electronics:](#)

[IC149-064-069-B5](#)