THIS DRAWING IS UNPUBLISHED. RELEASED FOR PUBLICATION -,- .
© COPYRIGHT - BY TYCO ELECTRONICS CORPORATION. ALL RIGHTS RESERVED.

LOC	DIST
FT	0

REVISIONS

P	LTR	DESCRIPTION	DATE	DWN	APVD
	B	REVISED PER ECO-10-012475	22SEP10	HMR	CR

MATERIALS:
HOUSING: THERMOPLASTIC, UL94V-0, BLACK.
TERMINALS: BRIGHT TIN PLATED, COPPER ALLOY.
SCREWS: 6-32, STEEL, ZINC PLATED WITH CLEAR CHROMATE.

ELECTRICAL:
MAXIMUM CURRENT: 25A
OPERATING VOLTAGE: 300V.
WIRE RANGE: 12-22 AWG

ENVIRONMENTAL:
OPERATING TEMP.: +150°C

1 PRELIMINARY PART NUMBER.

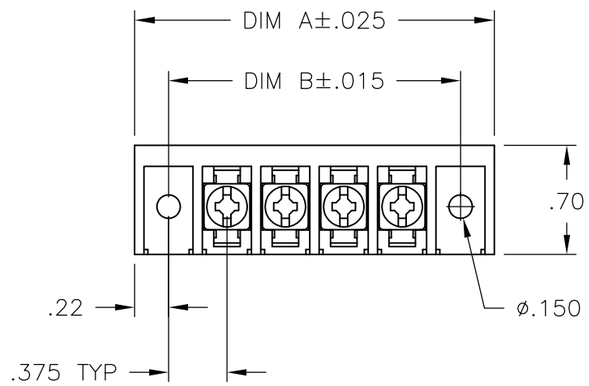

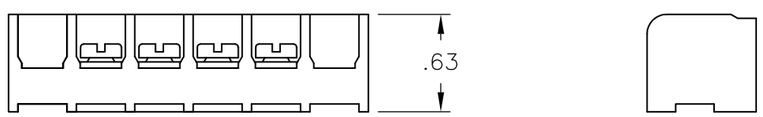

	DIM B	DIM A	NO OF POS	CATALOG NUMBER	PART NUMBER
1	10.875	11.311	28	6TBV-28-006	2-1546692-2
1	10.500	10.936	27	6TBV-27-006	2-1546692-1
1	10.125	10.561	26	6TBV-26-006	2-1546692-0
1	9.750	10.186	25	6TBV-25-006	1-1546692-9
1	9.375	9.811	24	6TBV-24-006	1-1546692-8
1	9.000	9.436	23	6TBV-23-006	1-1546692-7
1	8.625	9.061	22	6TBV-22-006	1-1546692-6
1	8.250	8.686	21	6TBV-21-006	1-1546692-5
1	7.875	8.311	20	6TBV-20-006	1-1546692-4
1	7.500	7.936	19	6TBV-19-006	1-1546692-3
1	7.125	7.561	18	6TBV-18-006	1-1546692-2
1	6.750	7.186	17	6TBV-17-006	1-1546692-1
1	6.375	6.811	16	6TBV-16-006	1-1546692-0
1	6.000	6.436	15	6TBV-15-006	1546692-9
1	5.625	6.061	14	6TBV-14-006	1546692-8
1	5.250	5.686	13	6TBV-13-006	1546692-7
1	4.875	5.311	12	6TBV-12-006	1546692-6
1	4.500	4.936	11	6TBV-11-006	1546692-5
	4.125	4.561	10	6TBV-10-006	1-1437655-9
	3.750	4.186	9	6TBV-09-006	3-746988-4
	3.375	3.811	8	6TBV-08-006	1-1437655-7
1	3.000	3.436	7	6TBV-07-006	1546692-4
	2.625	3.061	6	6TBV-06-006	4-1546159-2
	2.250	2.686	5	6TBV-05-006	1546692-3
	1.875	2.311	4	6TBV-04-006	1-1437655-4
1	1.500	1.936	3	6TBV-03-006	1546692-2
1	1.125	1.561	2	6TBV-02-006	1546692-1

THIS DRAWING IS A CONTROLLED DOCUMENT.

DIMENSIONS: INCHES

TOLERANCES UNLESS OTHERWISE SPECIFIED:

0 PLC	± -
1 PLC	± -
2 PLC	± .01
3 PLC	± .005
4 PLC	± -
ANGLES	± 1°

MATERIAL -

FINISH -

DWN S SCHLEGEL 10/23/06
CHK S YODER 10/23/06
APVD S YODER 10/23/06
PRODUCT SPEC —
APPLICATION SPEC —
WEIGHT —

CUSTOMER DRAWING

Tyco Electronics

Tyco Electronics Corporation
Harrisburg, PA 17105-3608

NAME 6TBV-XX-006

SIZE	CAGE CODE	DRAWING NO	RESTRICTED TO
A3	00779	C-1-1437655-4	—

SCALE	SHEET	REV
NTS	1 OF 2	B

THIS DRAWING IS UNPUBLISHED. RELEASED FOR PUBLICATION -,- .
© COPYRIGHT - BY TYCO ELECTRONICS CORPORATION. ALL RIGHTS RESERVED.

LOC	DIST
FT	0

REVISIONS

P	LTR	DESCRIPTION	DATE	DWN	APVD
	—	SEE SHEET 1	—	—	—

MATERIALS:
HOUSING: THERMOPLASTIC, UL94V-0, BLACK.
TERMINALS: BRIGHT TIN PLATED, COPPER ALLOY.
SCREWS: 6-32, STEEL, ZINC PLATED WITH CLEAR CHROMATE.

ELECTRICAL:
MAXIMUM CURRENT: 25A
OPERATING VOLTAGE: 300V.
WIRE RANGE: 12-22 AWG

ENVIRONMENTAL:
OPERATING TEMP.: +150°C

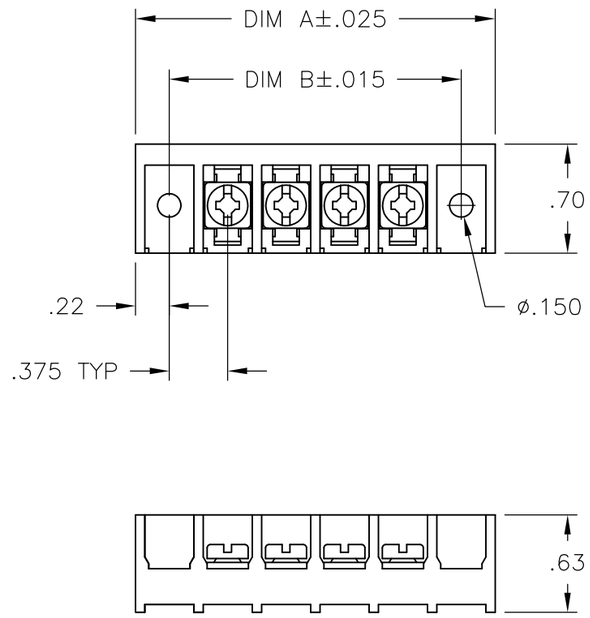

DIM B	DIM A	NO OF POS	PART NUMBER
10.875	11.311	28	4-1546692-9
10.500	10.936	27	4-1546692-8
10.125	10.561	26	4-1546692-7
9.750	10.186	25	4-1546692-6
9.375	9.811	24	4-1546692-5
9.000	9.436	23	4-1546692-4
8.625	9.061	22	4-1546692-3
8.250	8.686	21	4-1546692-2
7.875	8.311	20	4-1546692-1
7.500	7.936	19	4-1546692-0
7.125	7.561	18	3-1546692-9
6.750	7.186	17	3-1546692-8
6.375	6.811	16	3-1546692-7
6.000	6.436	15	3-1546692-6
5.625	6.061	14	3-1546692-5
5.250	5.686	13	3-1546692-4
4.875	5.311	12	3-1546692-3
4.500	4.936	11	3-1546692-2
4.125	4.561	10	3-1546692-1
3.750	4.186	9	3-1546692-0
3.375	3.811	8	2-1546692-9
3.000	3.436	7	2-1546692-8
2.625	3.061	6	2-1546692-7
2.250	2.686	5	2-1546692-6
1.875	2.311	4	2-1546692-5
1.500	1.936	3	2-1546692-4
1.125	1.561	2	2-1546692-3

THIS DRAWING IS A CONTROLLED DOCUMENT.

DIMENSIONS: INCHES

TOLERANCES UNLESS OTHERWISE SPECIFIED:

0 PLC	± -
1 PLC	± -
2 PLC	± .01
3 PLC	± .005
4 PLC	± -
ANGLES	± 1°

MATERIAL -

FINISH -

DWN S SCHLEGEL 10/23/06
CHK S YODER 10/23/06
APVD S YODER 10/23/06
PRODUCT SPEC —
APPLICATION SPEC —
WEIGHT —

Tyco Electronics

Tyco Electronics Corporation
Harrisburg, PA 17105-3608

NAME 6TBV-XX-006

SIZE	CAGE CODE	DRAWING NO	RESTRICTED TO
A3	00779	C-1-1437655-4	—

CUSTOMER DRAWING

SCALE	SHEET	REV
NTS	2 OF 2	B