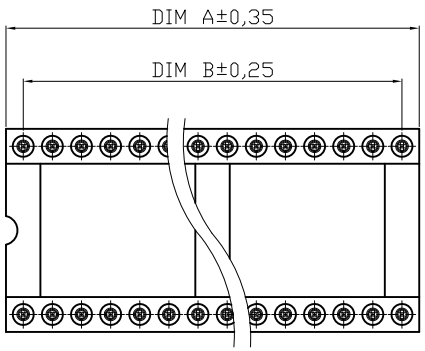

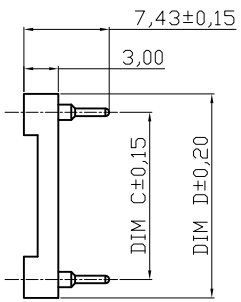

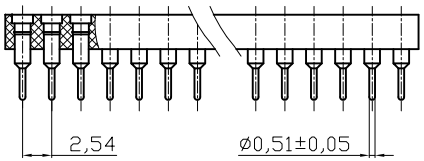

Contact	Dim A	Dim B	Dim C	Dim D
24	30.48	27.94	15.24	17.78

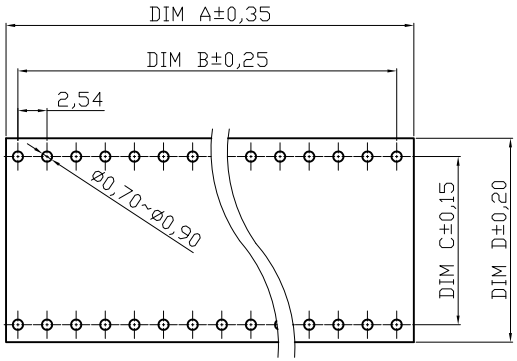

PCB LAYOUT

NOTES

Material:
- Pin (outer sleeve) : Brass,machined, CuZn38Pb2
- Clip(contact 4 finger) : Phosphor Bronze
- Plating Sleeve : 2um/80u"nickel,5um/200u"Tin
- Clip Plating: 2um/80 u"nickel,Gold Flash
- Insulator body(black) : Glass filled thermoplastic polyester UL94V-0

Electrical
- Current rating : 3 Amps/contact max.
- Contact resistance : ≦4mΩ /contact
- Insulation resistance : ≧10000MΩ at 500VAC
- Rated voltage : 100 VRMS /150VDC

Mechanical
- Operating temperature : Gold plated:-55˚C to +125˚C
- (Continuous) -67˚F to +105˚F
- Tin plated:-40˚C to +105˚C
- Average insertion force with steel pin of: ϕ0.43mm/0.017" < 250g
- Average withdrawal force with steel pin of ϕ 0.43mm/0.017" >50g
- Mechanical life : min.200

Applications and features:
1. The open frame is most common type.
2. The open body design gives better access (for cleaning and inspections) to air -cooling.
3. Side and end stackable.
4. High retention design prevents IC walkout during heavy vibration.
5. Closed bottom sleeve for 100% anti-wicking of silder.
6. Twist free construction.

Environmental data
- Solderability (IEC 60068-2-20. Ta) :235˚C, 2s
- Resistance to soldering heat (IEC 60068-2-20. Tb) :
- -Through hole mount components :260˚C, 10s

RoHS compliant

Scale	1:1
TOLERANCE	
X.	±0.50
X.X	±0.30
X.XX	±0.10
DIM	TOL
X.°	±1°
Angle	TOL

Id.	Modification	Date	Name
0	Drawn	20.07.2012	Lucas

	Date	Name
Drawn	20.07.2012	Lucas
Approved	20.07.2012	Winnie

ASSMANN WSW components

Customer-No.
CONRAD 183832

ASSMANN WSW-No.
AR 24-HZL-TT

Drawing-No.
ASS 4908 CO

rev00

Replace

Sheet

SVXXX