

Surge protection connector - PT 2X1-24DC-ST - 2856087

Please be informed that the data shown in this PDF Document is generated from our Online Catalog. Please find the complete data in the user's documentation. Our General Terms of Use for Downloads are valid (<http://download.phoenixcontact.com>)



Surge protection plug for the base element, coarse and fine protection for two signal wires with common reference potential, common mode voltage coarse protection to ground. Design: 24 V DC

The illustration shows the version PT 2x1- 5 DC-ST

Product Features

- ✓ Plugs can be checked with CHECKMASTER
- ✓ Installed in conjunction with the PT 2x1...-BE base element
- ✓ Maximum ease of maintenance thanks to the two-piece design
- ✓ Base element remains an integral part of the installation
- ✓ Consistent plug-in signal circuit protection
- ✓ Protection for two conductors with common reference potential
- ✓ Impedance-neutral disconnection of plug for test and maintenance purposes



Key commercial data

Packing unit	1 1
Weight per Piece (excluding packing)	20.7 GRM
Custom tariff number	85363010
Country of origin	Germany

Technical data

Dimensions

Height	45 mm
Width	17.7 mm
Depth	52 mm
Pitch unit	1 Div.

Surge protection connector - PT 2X1-24DC-ST - 2856087

Technical data

Dimensions

Height	90 mm
Width	17.7 mm
Depth	65.5 mm

Ambient conditions

Ambient temperature (operation)	-40 °C ... 85 °C
Degree of protection	IP20

General

Housing material	PA 6.6
Inflammability class according to UL 94	V0
Color	black
Standards for air and creepage distances	VDE 0110-1
	IEC 60664-1
Mounting type	On base element
Design	DIN rail module, two-section, divisible
Direction of action	Line-Line & Line-Signal Ground/Shield & optional Signal Ground/Shield-Earth Ground
Arrester can be tested with CHECKMASTER from software version:	From SW rev. 1.00

Protective circuit

IEC test classification	C1
	C2
	C3
	D1
VDE requirement class	C1
	C2
	C3
	D1
Nominal voltage U_N	24 V DC
Maximum continuous operating voltage U_C	28 V DC
	20 V AC
Maximum continuous voltage U_C (wire-ground)	28 V DC
	20 V AC
Nominal current I_N	300 mA (45°C)
Operating effective current I_C at U_C	$\leq 5 \mu A$
Residual current I_{PE}	$\leq 1 \mu A$ (BE: 2x1+F)
	$\leq 10 \mu A$ (Directly grounded)
Nominal discharge current I_n (8/20) μs (Core-Earth)	10 kA

Surge protection connector - PT 2X1-24DC-ST - 2856087

Technical data

Protective circuit

Total surge current (8/20) μ s	20 kA
Max. discharge current I_{max} (8/20) μ s maximum (Core-Earth)	10 kA
Nominal pulse current I_{an} (10/1000) μ s (Core-Earth)	30 A
Impulse discharge current (10/350) μ s, peak value I_{imp}	2.5 kA (per path)
Output voltage limitation at 1 kV/ μ s (Core-Earth) spike	≤ 45 V
	≤ 600 V (BE: 2x1+F)
Output voltage limitation at 1 kV/ μ s (Core-Earth) static	≤ 40 V
Residual voltage at I_n (conductor-ground)	≤ 40 V
Residual voltage with I_{an} (10/1000) μ s (conductor-ground)	≤ 50 V
Voltage protection level U_p (Core-Earth)	≤ 80 V (C2 (10 kV/5 kA))
Response time t_A (Core-Earth)	≤ 1 ns
Input attenuation aE, asym.	0.5 dB (≤ 1 MHz)
Cut-off frequency f_g (3 dB), asym. (PE) in 50 Ohm system	typ. 6 MHz
Capacity (Core-Earth)	0.7 nF
Resistance in series	4.7 Ω (1-2/5-6/7-8/11-12)
Message: Surge protection fault	None
Max. required back-up fuse	315 mA (e.g. T (IEC 127-2/III))
Surge carrying capacity in acc. with IEC 61643-21 (Core-Earth)	C2 (10 kV/5 kA)
	D1 (2.5 kA)

Connection data

Screw thread	M3
Tightening torque	0.8 Nm
Stripping length	8 mm
Conductor cross section stranded min.	0.2 mm ²
Conductor cross section stranded max.	2.5 mm ²
Conductor cross section solid min.	0.2 mm ²
Conductor cross section solid max.	4 mm ²
Conductor cross section AWG/kcmil min.	24
Conductor cross section AWG/kcmil max	12

Standards and Regulations

Standards/regulations	IEC 61643-21
	DIN EN 61643-21
	UL 497B

Surge protection connector - PT 2X1-24DC-ST - 2856087

Classifications

eCl@ss

eCl@ss 4.0	27140201
eCl@ss 4.1	27130801
eCl@ss 5.0	27130801
eCl@ss 5.1	27130801
eCl@ss 6.0	27130807
eCl@ss 7.0	27130807
eCl@ss 8.0	27130807

ETIM

ETIM 2.0	EC000943
ETIM 3.0	EC000943
ETIM 4.0	EC000943
ETIM 5.0	EC000943

UNSPSC

UNSPSC 6.01	30212010
UNSPSC 7.0901	39121610
UNSPSC 11	39121610
UNSPSC 12.01	39121610
UNSPSC 13.2	39121620

Approvals

Approvals

Approvals

UL Listed / GOST / GL

Ex Approvals


UL Listed / cUL Listed / cULus Listed


Approvals submitted

Approval details

Surge protection connector - PT 2X1-24DC-ST - 2856087

Approvals

UL Listed 	
Nominal current I _N	0.3 A
Nominal voltage U _N	24 V

GOST 
--

GL

Accessories

Accessories

Marking

Marker pen - X-PEN 0,35 - 0811228



Marker pen without ink cartridge, for manual labeling of markers, labeling extremely wipe-proof, line thickness 0.35 mm

Zack Marker strip, flat - ZBF 5:UNBEDRUCKT - 0808642



Zack Marker strip, flat, Strip, white, Unlabeled, Can be labeled with: Plotter, Mounting type: Snap into flat marker groove, For terminal block width: 5 mm, Lettering field: 5.1 x 5.2 mm

Zack Marker strip, flat - ZBF 5/WH-100:UNBEDRUCKT - 0808668



Zack Marker strip, flat, Strip, white, Unlabeled, Can be labeled with: Plotter, Mounting type: Snap into flat marker groove, For terminal block width: 5 mm, Lettering field: 5.15 x 5.15 mm

Surge protection connector - PT 2X1-24DC-ST - 2856087

Accessories

Zack Marker strip, flat - ZBF 5,LGS:FORTL.ZAHLEN - 0808671



Zack Marker strip, flat, Strip, white, labeled, Printed horizontally: Consecutive numbers 1 - 10, 11 - 20, etc. up to 491 - 500, Mounting type: Snap into flat marker groove, For terminal block width: 5 mm, Lettering field: 5.15 x 5.15 mm

Zack Marker strip, flat - ZBF 5,LGS:GERADE ZAHLEN - 0810821



Zack Marker strip, flat, Strip, white, labeled, Printed horizontally: Consecutive numbers 2 - 20, 22 - 40, etc. up to 82 - 100, Mounting type: Snap into flat marker groove, For terminal block width: 5 mm, Lettering field: 5.15 x 5.15 mm

Zack Marker strip, flat - ZBF 5,LGS:UNGERADE ZAHLEN - 0810863



Zack Marker strip, flat, Strip, white, labeled, Printed horizontally: Odd numbers 1 - 19, 21 - 39, etc. up to 81 - 99, Mounting type: Snap into flat marker groove, For terminal block width: 5 mm, Lettering field: 5.15 x 5.15 mm

Zack Marker strip, flat - ZBF 5,QR:FORTL.ZAHLEN - 0808697



Zack Marker strip, flat, Strip, white, labeled, Printed vertically: Consecutive numbers 1 - 10, 11 - 20, etc. up to 91 - 100, Mounting type: Snap into flat marker groove, For terminal block width: 5 mm, Lettering field: 5.15 x 5.15 mm

Zack marker strip - ZBN 18:UNBEDRUCKT - 2809128



Zack marker strip, Strip, white, Unlabeled, Can be labeled with: Plotter, Mounting type: Snap into tall marker groove, For terminal block width: 18 mm, Lettering field: 18 x 5 mm

Required add-on products

Surge protection connector - PT 2X1-24DC-ST - 2856087

Accessories

Surge protection base element - PT 2X1-BE - 2856139



Base element for protective plug PT with protective circuit for 2 conductors of signal circuits grounded on one side. Mounting on NS 35/7.5 und NS 35/15, housing width: 17.5 mm.

Surge protection base element - PT 2X1+F-BE - 2856142



Base element for protective plug PT with protective circuit for 2 conductors of signal circuits grounded on one side. Integrated gas arrester as coarse protection between GND and PE. Mounting on NS 35/7.5 und NS 35/15, housing width: 17.5 mm.

Additional products

Shield connection - SSA 3-6 - 2839295



shield fast connections for conductor diameter 3 - 6 mm. Potential connection cable: 200 mm, black

Shield connection - SSA 5-10 - 2839512

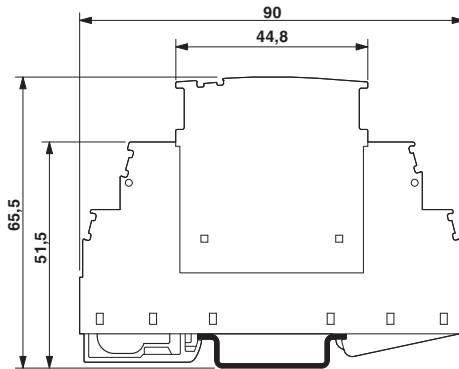


Shield fast connection for conductor diameters 5 - 10 mm. Potential connection cable: 200 mm, black

Drawings

Surge protection connector - PT 2X1-24DC-ST - 2856087

Dimensioned drawing



The figure shows the complete module consisting of a base element and connector

Circuit diagram

