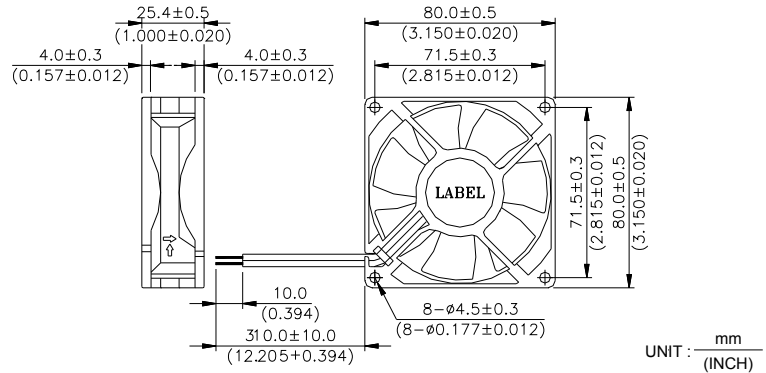


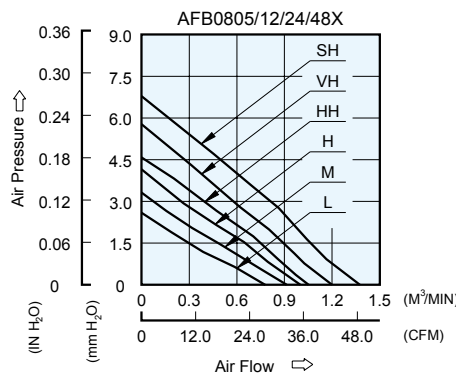
# AFB 80 x 80 x 25.4 MM SERIES

## DIMENSIONS DRAWING

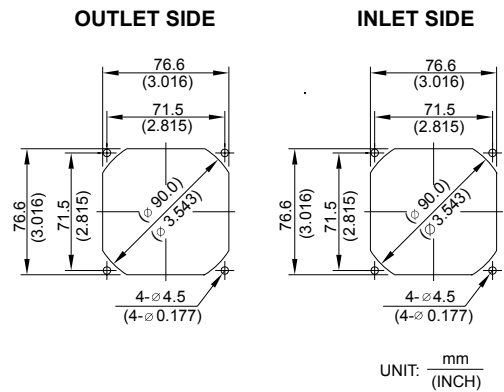


- \* Bearing Type  
Ball Bearings
- \* Material  
Impeller & Frame : Plastic (UL 94V-0)
- \* Lead Wires :  
UL 1007 AWG #24 OR Equivalent  
Red Wire Positive (+)  
Black Wire Negative (-)
- \* Weight : 80g (2.82 oz)

## P & Q CURVE (AT RATED VOLTAGE)



## MOUNTING PANEL CUTOUT



MODEL		Rated Voltage	Operating Voltage Range	Rated Current	Rated Input Power	Speed	Maximum Air Flow		Maximum Air Pressure		Noise
PART NO.	FUNCTION	VDC	VDC	Amp	Watt	R.P.M.	m <sup>3</sup> /min	CFM	mmH <sub>2</sub> O	IN H <sub>2</sub> O	dB-A
AFB0805L	/ -F00	5	4.5 to 5.5	0.24	1.20	2400	0.790	27.90	2.59	0.102	25.0
AFB0812L	-R00 / -F00	12	7.0 to 13.8	0.09	1.08						
AFB0824L	-R00 / -F00	24	14.0 to 27.6	0.05	1.20						
AFB0848L	-R00 / -F00	48	28.0 to 56.0	0.05	2.40	2700	0.890	31.43	3.28	0.129	28.0
AFB0805M	/ -F00	5	4.5 to 5.5	0.33	1.65						
AFB0812M	-R00 / -F00	12	7.0 to 13.8	0.12	1.44						
AFB0824M	-R00 / -F00	24	14.0 to 27.6	0.06	1.44	3000	1.000	35.31	4.04	0.159	31.0
AFB0848M	-R00 / -F00	48	28.0 to 56.0	0.06	2.88						
AFB0805H	/ -F00	5	4.5 to 5.5	0.43	2.15						
AFB0812H	-R00 / -F00	12	7.0 to 13.8	0.16	1.92	3250	1.060	37.43	4.59	0.181	34.0
AFB0824H	-R00 / -F00	24	14.0 to 27.6	0.07	1.68						
AFB0848H	-R00 / -F00	48	28.0 to 56.0	0.07	3.36						
AFB0812HH	-R00 / -F00	12	7.0 to 13.8	0.20	2.40	3600	1.190	42.02	5.51	0.217	38.0
AFB0824HH	-R00 / -F00	24	14.0 to 27.6	0.09	2.16						
AFB0848HH	-R00 / -F00	48	28.0 to 56.0	0.08	3.84						
AFB0812VH	-R00 / -F00	12	7.0 to 13.8	0.26	3.12	4000	1.320	46.62	6.78	0.267	40.0
AFB0824VH	-R00 / -F00	24	14.0 to 27.6	0.14	3.36						
AFB0812SH	-R00 / -F00	12	7.0 to 13.8	0.34	4.08						
AFB0824SH	-R00 / -F00	24	14.0 to 26.0	0.16	3.84						

\* Function type is optional.  
 \* The max. air flow and the speed are measured in free air ; max. air pressure is measured at zero air flow.  
 \* Noise is measured in anechoic chamber in free air, one meter from intake side.  
 \* All readings are typical values at rated voltage.  
 \* Specifications are subject to change without notice.