THIS DRAWING IS UNPUBLISHED. RELEASED FOR PUBLICATION 2008
© COPYRIGHT 2008 BY TYCO ELECTRONICS CORPORATION. ALL RIGHTS RESERVED.

LOC	DIST
E	B

REVISIONS

P	LTR	DESCRIPTION	DATE	DWN	APVD
	BA	NEW RELEASE	30-Jul-08	SM	St.P

1. AVAILABLE WITH DIFFERENT SHAFT LENGTHS AND STYLES AND DIFFERENT BUSHES TO SUIT. SEE DATA SHEET FOR DETAILS. 3/8" x 8mm BUSH (M) WITH 6.35mm FLATTED SHAFT(F) SHOWN.
2. FOR FURTHER INFORMATION SEE DATA SHEET FOR 23 SERIES-SPINDLE OPERATED POTENTIOMETER

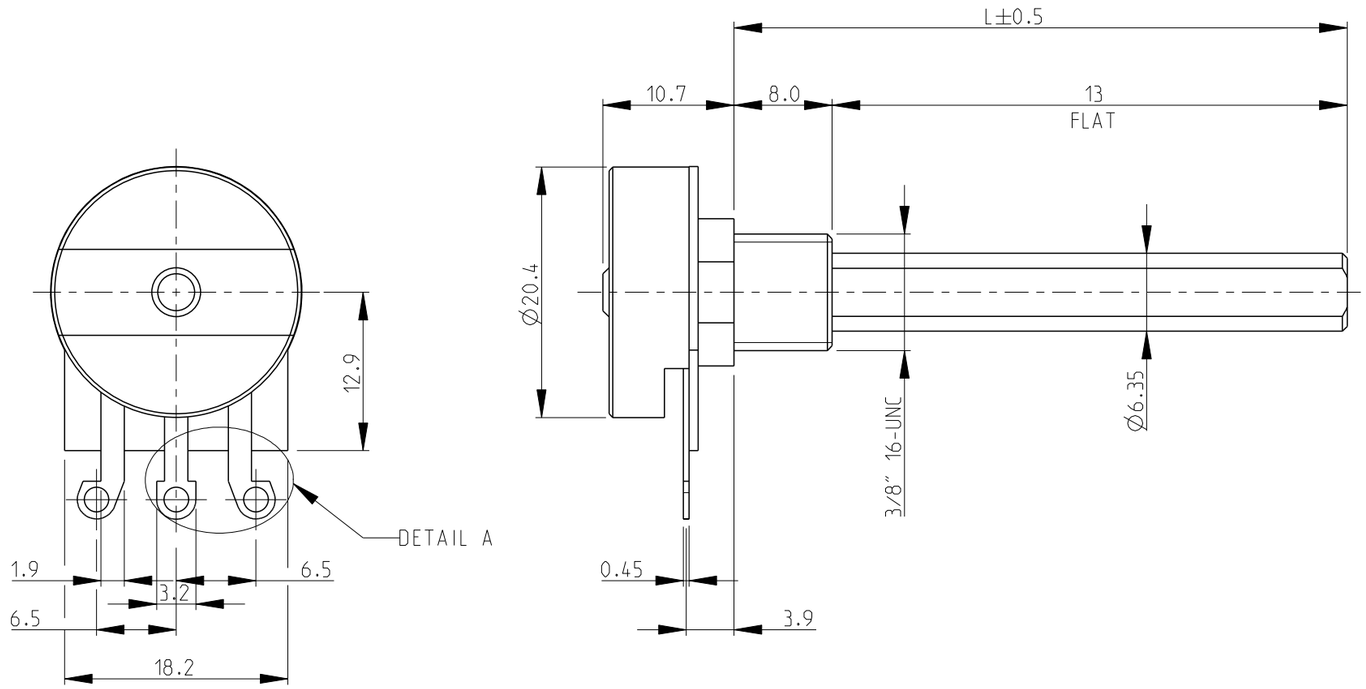

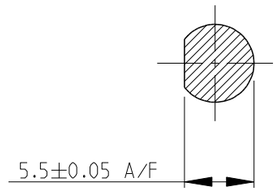

RoHS Compliant

DETAIL A
SCALE 4:1

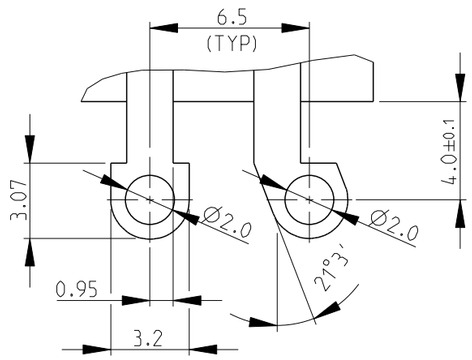

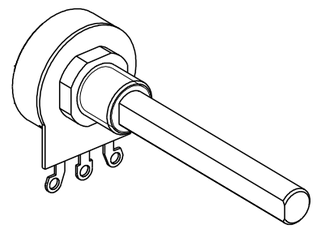

SCALE 1:1

THIS DRAWING IS A CONTROLLED DOCUMENT FOR TYCO ELECTRONICS CORPORATION IT IS SUBJECT TO CHANGE AND THE CONTROLLING ENGINEERING ORGANIZATION SHOULD BE CONTACTED FOR THE LATEST REVISION.

DIMENSIONS: mm

TOLERANCES UNLESS OTHERWISE SPECIFIED:

0 PLC	±0.2
1 PLC	±0.1
2 PLC	±-
3 PLC	±-
4 PLC	±-
ANGLES	±5°

MATERIAL –
FINISH –

DWN	SUBHASH.M	30-Jul-08
CHK	PRAKASH.S	30-Jul-08
APVD	STEPHEN.P	30-Jul-08

PRODUCT SPEC –
APPLICATION SPEC –
WEIGHT –

Tyco Electronics
Tyco Electronics Corporation
Dorcan, Swindon, SN3 5HH

NAME SPINDLE OPERATED POTENTIOMETER SERIES 23E

SIZE	CAGE CODE	DRAWING NO	RESTRICTED TO
A3	00779	C-1623760	–

CUSTOMER DRAWING

SCALE	SHEET	REV
2:1	1 OF 1	BA