SPC TECHNOLOGY

ALL RIGHTS RESERVED. NO PORTION OF THIS PUBLICATION, WHETHER IN WHOLE OR IN PART CAN BE REPRODUCED WITHOUT THE EXPRESS WRITTEN CONSENT OF SPC TECHNOLOGY.

SPC-F005.DWG

REVISIONS

DOC. NO. SPC-F005 * Effective: 7/8/02 * DCP No: 1398

DCP #	REV	DESCRIPTION	DRAWN	DATE	CHECKD	DATE	APPRVD	DATE
2032	A	Released	JN	03/05/09	JWM	03/05/09	JWM	03/05/09

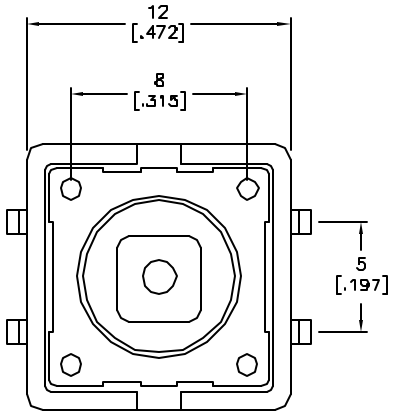

P.C.B. LAYOUT

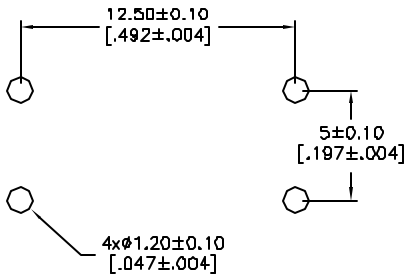

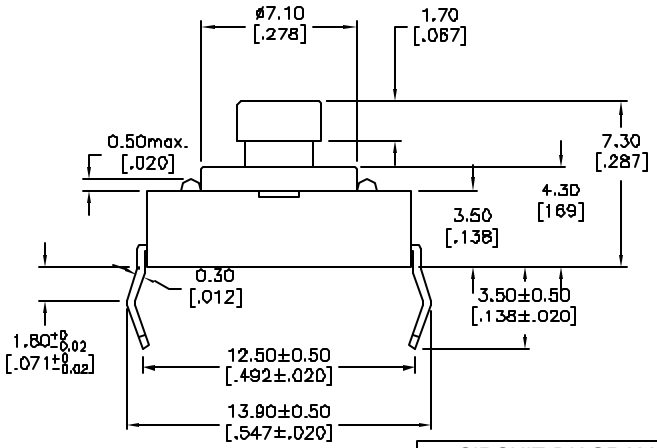

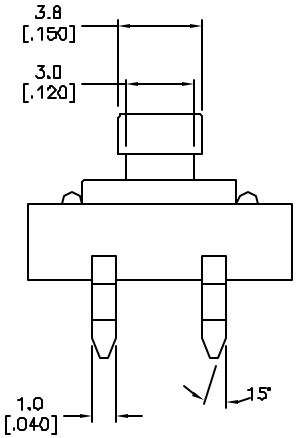

CIRCUIT DIAGRAM

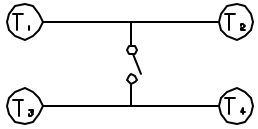

RoHS Compliant

SPECIFICATION

MECHANICAL

-Stop Strength: Max. 3kgf vertical static load continuously for 15 seconds

-Stroke: (12x12) 0.35±0.1mm

-Operation Temperature: -25°C to + 70°C

-Storage Temperature: -30°C to +80°C

ELECTRICAL

-Rating: 50mA , 12VDC

-Contact Resistance: 100mΩ max.

-Insulation Resistance: 100MΩ min. at 500VDC

-Dielectric Strength: 250VAC / 1 minute

-Contact Arrangement: 1 pole 1 throw

MATERIALS

-COVER: Stainless Steel

-CONTACT DISC: Stainless steel with silver cladding.

-TERMINAL: Brass with silver plated.

-BASE: UL94V-0 Nylon High-Temp. Thermoplastic

-STEM: UL94V-0 Nylon High-Temp. Thermoplastic

Mfg. Part No.	Operating Force Max	Electrical Life	Color
MC32874	160gf Max	1,000,000 Cycles	Brown
MC32875	260gf Max	500,000 Cycles	Red

DISCLAIMER:
ALL STATEMENTS AND TECHNICAL INFORMATION CONTAINED HEREIN ARE BASED UPON INFORMATION AND/OR TESTS WE BELIEVE TO BE ACCURATE AND RELIABLE. SINCE CONDITIONS OF USE ARE BEYOND OUR CONTROL, THE USER SHALL DETERMINE THE SUITABILITY OF THE PRODUCT FOR THE INTENDED USE AND ASSUME ALL RISK AND LIABILITY WHATSOEVER IN CONNECTION THEREWITH.

TOLERANCES:

UNLESS OTHERWISE SPECIFIED, DIMENSIONS ARE FOR REFERENCE PURPOSES ONLY.

DRAWN BY:	DATE:
Jason Nash	03/05/09
CHECKED BY:	DATE:
Jeff McVicker	03/05/09
APPROVED BY:	DATE:
Jeff McVicker	03/05/09

DRAWING TITLE: Tactile Switch

SIZE	DWG. NO.	ELECTRONIC FILE	REV
A	Ta-1084	Ta-1084.dwg	A

SCALE: NTS | U.O.M.: INCHES [mm] | SHEET: 1 OF 1