


DIN RAIL BOXES

Extendable Module Box

- 17.5mm width module box, extendable
- Box has a detachable end plate
- Extension box is sideless
- Each module, has 8 removable screw terminals
- Top hat 35mm DIN rail or surface mounting
- Moulded in flame retardant UL94-V0

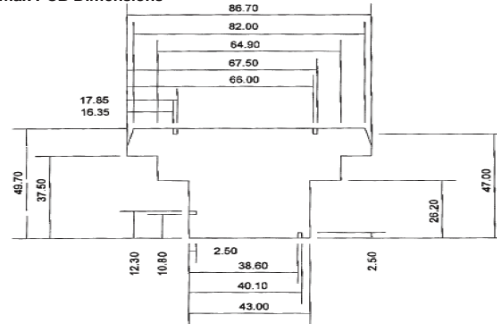


TYPE NO.	DESCRIPTION
CMEB	17.5mm Module box
CMEB/E	Extension

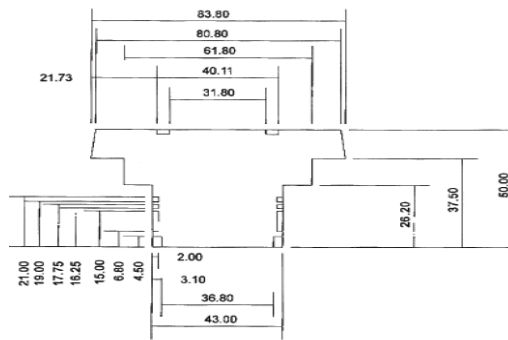
SPECIFICATION

Rating Terminals	8A/250VAC
Cable entry	2x2.5mm ² Solid or Standard
Terminal protection	IP20

CMEB max PCB Dimensions



CMEB/E max PCB Dimensions



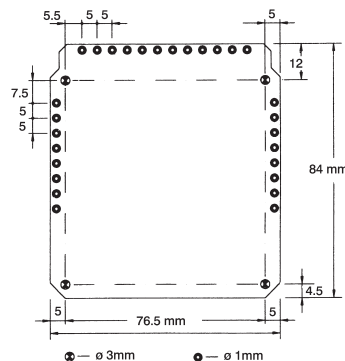
Vertical Box for DIN Rail

- Designed for 5mm pitch terminal blocks
- Two sizes, 22.5mm or 45mm wide
- Solid & perforated plates to cover unused terminal areas
- Three sides accept 12-way terminal blocks each side
- Complete box contains one 12-way closed, three 4-way closed & three 4-way perforated plates



SPECIFICATION

Rating Terminals	8A/250VAC
Cable entry	2x2.5mm ² Solid or Standard
Terminal protection	IP20



TYPE NO.	DESCRIPTION	SIZE
CVB225/KIT	Complete plastic box	22.5x82x90mm
CVB450/KIT	Complete plastic box	45x82x90mm
CVBPF4	4 way perforated	CVB Vent Plate
CVBPP4	4 way closed plate	CVB Blind Plate
CVBPP12	12 way closed plate	CVB Blind Plate Long
CVBMSC	Prototyping board	



+44 (0)1638 716101
info@camdenboss.com
www.camdenboss.com

We operate a constant improvement policy,
our products are subject to change without notice.

Ver 1.0

CAMDENBOSS
ELECTRONICS & ENCLOSURES

UNIVERSAL
ENCLOSURES

HAND
HELD
CASES

HEAVY
DUTY
ENCLOSURES

DIN
RAIL
BOXES

INTERFACE
SUPPORTS

CONTROL
STATIONS

DIECAST
& METAL
BOXES

DESKTOP &
INSTRUMENT
CASES

POTTING
BOXES

19"
ENCLOSURES

19"
SUBRACKS

CUSTOM
SIZED
ENCLOSURES

CUSTOM
SERVICES