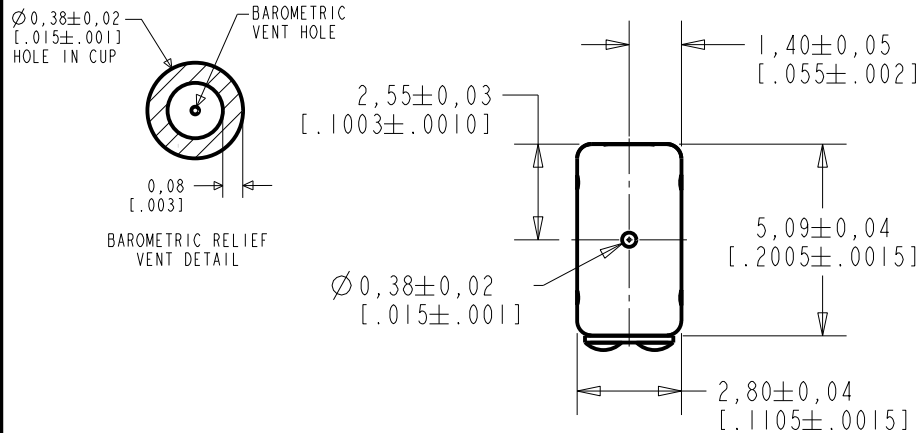


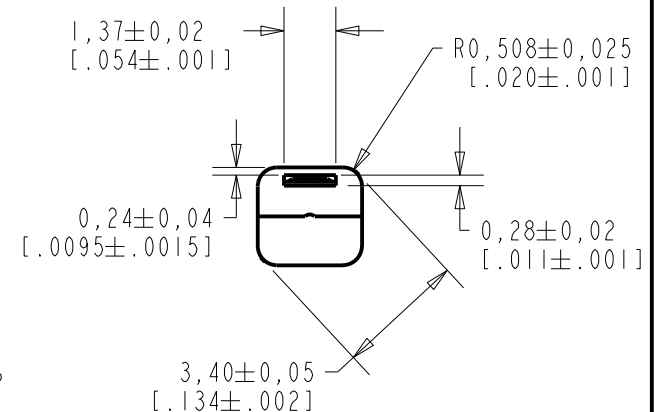
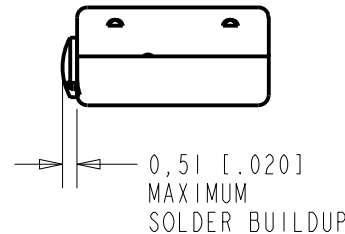
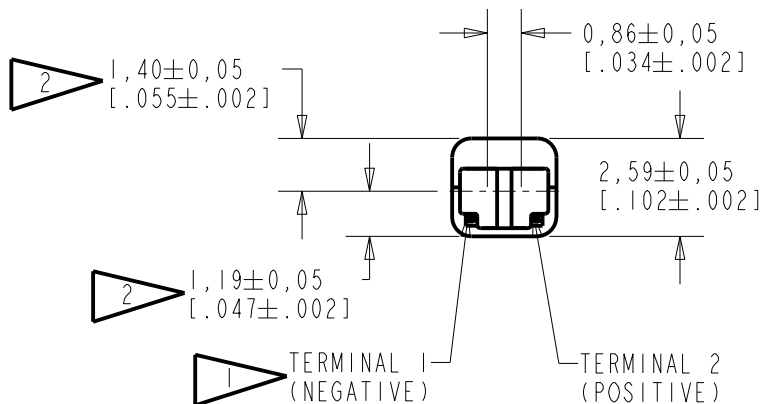
FFH-26856-105

SHT 1.1



NOTES:

- 1 A POSITIVE GOING VOLTAGE AT TERMINAL 2, RELATIVE TO TERMINAL 1, CAUSES A DECREASE IN PRESSURE AT THE SOUND OUTLET.
- 2 LOCATED FROM TWO SURFACES FOR CUSTOMER CONVENIENCE. ONLY APPLICABLE FROM ONE SURFACE, NOT TO BE USED TOGETHER.



SCALE 2:1

NOMINAL WEIGHT  
.18 GRAMS

DIMENSIONS IN MILLIMETERS [INCHES]

| Revision | C.O. #     | Implementation Date | RELEASE LEVEL | REVISION |
|----------|------------|---------------------|---------------|----------|
| E        | C10109708P | 10-28-10            | Active        | E        |
| D        | C10105532  | 3-30-07             |               |          |

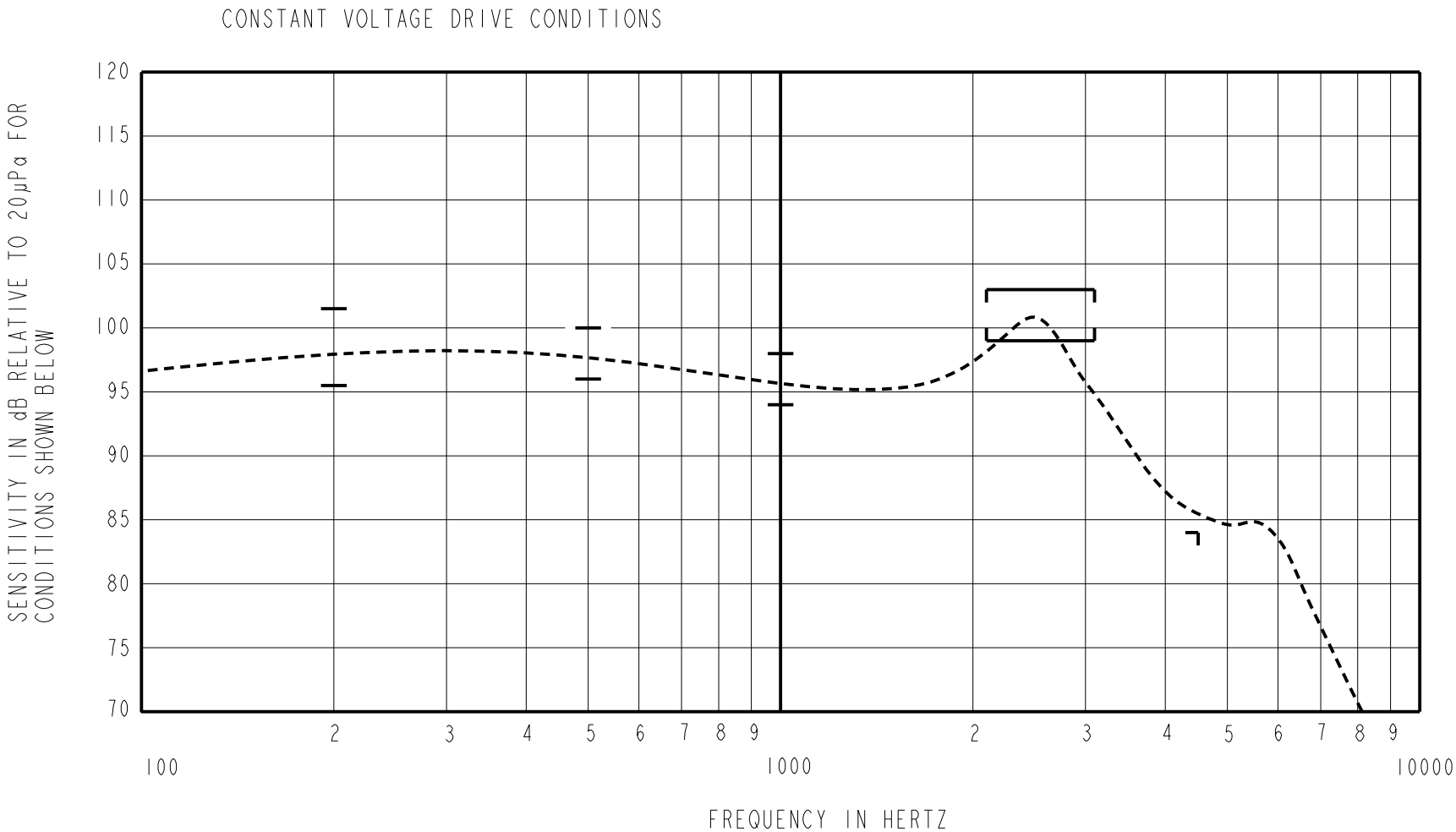
|                      |  |         |         |
|----------------------|--|---------|---------|
| SCALE: 5:1           |  | DR. BY  | DATE    |
| DO NOT SCALE DRAWING |  | MMM     | 10-3-05 |
| TITLE: RECEIVER      |  | CK. BY  | DATE    |
| OUTLINE DRAWING      |  | GJP     | 10-5-05 |
| FFH-26856-105        |  | APP. BY | DATE    |
| SHT 1.1              |  | GJP     | 10-5-05 |

**KNOWLES ELECTRONICS**  
ITASCA, ILLINOIS U.S.A.

THE FFH-26856-105 IS A FERROFLUID DAMPED AND EXTERNALLY VENTED  
FH-6553 RECEIVER WITH A PEAK OF 5dB RELATIVE TO THE SENSITIVITY  
AT 1kHz UNDER CONSTANT VOLTAGE DRIVE CONDITIONS.

FERROFLUID DAMPING

FFH-26856-105  
SHEET 2.1



ACOUSTICAL

SENSITIVITY  
DEVICE WILL PRODUCE THE SPL LISTED BELOW UNDER TEST CONDITIONS DESCRIBED IN TABLE 3.  
NOMINAL SENSITIVITY AT 1kHz IS dB RELATIVE TO 20μPa. ALL OTHER VALUES  
IN dB RELATIVE TO THE SENSITIVITY AT 1kHz.

| FREQUENCY (Hz) | MINIMUM | NOMINAL | MAXIMUM |
|----------------|---------|---------|---------|
| 200            | -0.5    | +2.5    | +5.5    |
| 500            | 0.0     | +2.0    | +4.0    |
| 1000           | -2.0    | 96.0    | +2.0    |
| 2100 - 3100    | +3.0    | +5.0    | +7.0    |
| 4500           | -12.0   | ---     | ---     |

PORT LOCATION: 12N

TABLE 1

TOTAL HARMONIC DISTORTION  
DEVICE WILL NOT EXCEED TOTAL HARMONIC DISTORTION LEVELS LISTED BELOW.

| FREQUENCY (Hz) | AC DRIVE (V rms) | DC BIAS (V) | LIMIT (%) |
|----------------|------------------|-------------|-----------|
| 500            | 0.352            | 0           | 10        |
| 870            | 0.125            | 0           | 6         |
| 1300           | 0.125            | 0           | 6         |

TABLE 2

TEST CONDITIONS

|                        |   |
|------------------------|---|
| NOMINAL SOURCE VOLTAGE | 0.125 V rms, 0 mA DC BIAS                                   |
| SOURCE IMPEDANCE       | <1 Ohm  |
| TUBING                 | 10mm [.394"] LONG, 1mm [.039"] I.D.                         |
| COUPLER CAVITY         | 2 CM <sup>3</sup> , SIMULATED ANSI S3.7 TYPE HA-3 (IEC 126) |

TABLE 3

ELECTRICAL

|                    |               |
|--------------------|---------------|
| DC RESISTANCE      | 58 Ohms ± 10% |
| IMPEDANCE @ 500 Hz | 92 Ohms ± 15% |
| IMPEDANCE @ 1kHz   | 144 Ohms ±15% |

TABLE 4

ISOLATION: CASE WILL BE ELECTRICALLY ISOLATED FROM THE COIL CIRCUIT.  
BAROMETRIC RELIEF: THE AIR FLOW THROUGH THE BAROMETRIC RELIEF VENT TO BE 1.0 TO 2.5 cc/MIN WHEN AIR PRESSURE OF  
15 INCHES WATER (3736 Pa) IS APPLIED AT THE PORT APERTURE.

TEMPERATURE: OPERATING RANGE FROM 0°C TO 63°C (SENSITIVITY WILL NOT VARY BY MORE THAN ±3 dB WITHIN RANGE)  
SENSITIVITY AT 0°C IS 2dB LOWER THAN THE SENSITIVITY AT ROOM TEMPERATURE.  
STORAGE RANGE FROM -40°C TO 63°C

KNOWLES ELECTRONICS  
ITASCA, ILLINOIS U.S.A.

| Revision   | C.O. #     | Implementation Date | RELEASE LEVEL                | REVISION                    |
|--|------------|---------------------|------------------------------|-----------------------------|
| E  | C10109708P | 10-28-10            | Active                       | E                           |
| D  | C10105532  | 3-30-07             |                              |                             |
| WHEN TEST LIMITS ARE USED TO ESTABLISH INCOMING INSPECTION ACCEPTANCE/REJECTION CRITERIA, CORRELATION OF TEST EQUIPMENT WITH KNOWLES IS ALSO REQUIRED FOR ELIMINATION OF EQUIPMENT AND TEST METHOD VARIATION |            |                     |                              |                             |
| TITLE: RECEIVER<br><br>PERFORMANCE SPECIFICATION   |            |                     | FFH-26856-105<br><br>SHT 2.1 | DR. BY DATE<br>MMM 10-3-05  |
|  |            |                     |                              | CK. BY DATE<br>GJP 10-5-05  |
|  |            |                     |                              | APP. BY DATE<br>GJP 10-5-05 |

# Mouser Electronics

Authorized Distributor

Click to View Pricing, Inventory, Delivery & Lifecycle Information:

Knowles:

[FFH-26856-I05](#)