REVISIONS			
A	09/30/91 EN-3442	MK	McCARTIN
RELEASE FOR PRODUCTION			
B	11/06/91 EN-3491	MK	ECKERT
ADD PACKAGING TUBE SPECS.			
C	12/11/91 EN-3526	MK	ECKERT
CHG. ORIENTATION OF LOGO ON PACKAGING TUBE.			
D	02/04/92 EN-3612	GP	CHILTON 2-7
SPECIFY SUB-ASSEMBLY TO BE USED IN LEAD STYLE & OPTION.			
E	03/12/92 EN-3669	TP	CHILTON 3-13
CHG MSB SUB-ASSEMBLY CALL-OUTS FOR PLATING TO T-1S12 -XX-X			

UNLESS OTHERWISE NOTED		
DIMENSIONS ARE IN INCHES	TOLERANCES ARE:	
ONE PLACE DECIMALS ±.1	THREE PLACE DECIMALS ± .005	ANGLES ± 2°
TWO PLACE DECIMALS ±.01	FOUR PLACE DECIMALS ± .0020	

TITLE: .100 ℄ IDC MOLD TO POSITION MALE SUB-ASSEMBLY

DWG NO: HCMD-XX-XX-X

SHEET 1 OF 1

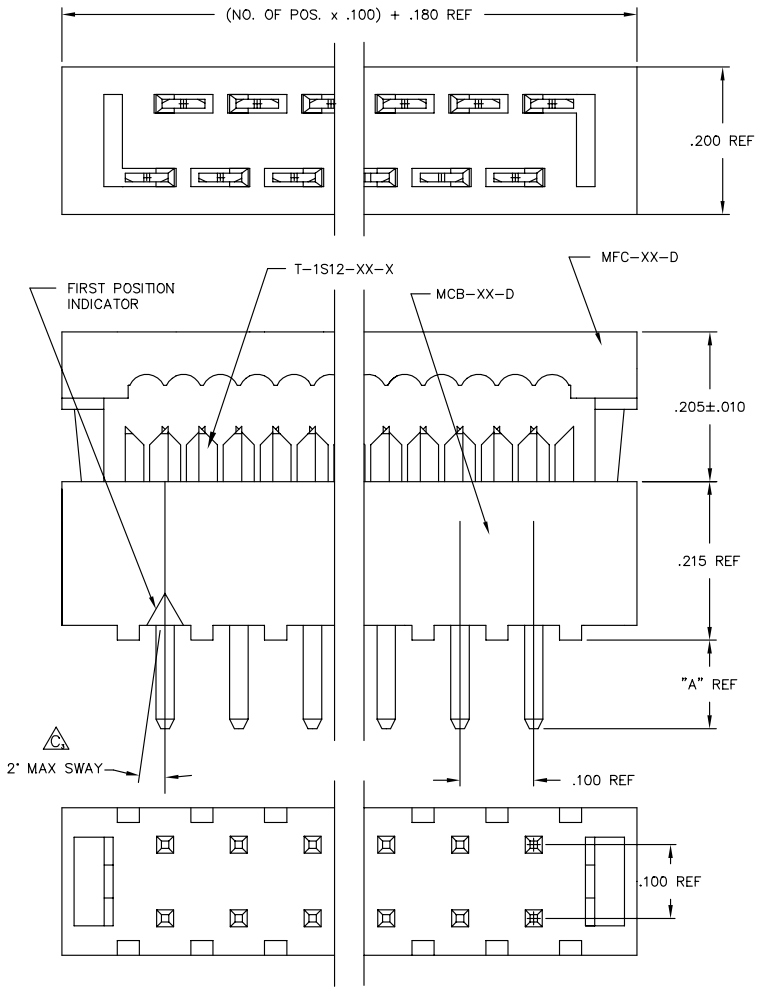

HCMD-XX-XX-X

NO. OF POS. PER ROW
-02, -03, -04, -05, -07, -08, -09, -10, -13, -14, -15, -17, -20, -25, -30, -32, -36

LEAD STYLE
-01: USE T-1S12-01-X (SEE TABLE 1)
-02: USE T-1S12-02-X (SEE TABLE 1)

OPTIONS
-S: SELECTIVE PLATING USE T-1S12-XX-S)
(LEAVE BLANK FOR STANDARD TIN PLATING AND USE T-1S12-XX-T)

END VIEW SHOWN WITH MFC-XX-D REMOVED

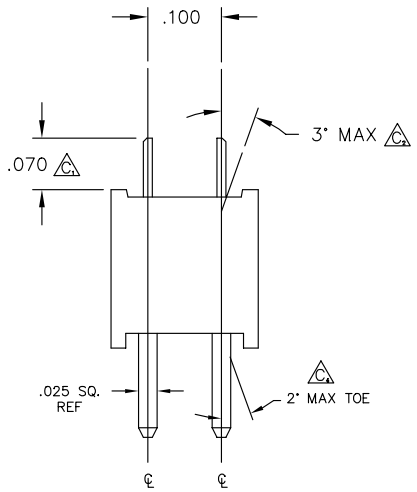

TABLE 1	
LEAD STYLE	"A"
-01	.120
-02	.230

POSITION PARTS IN TUBE AS SHOWN

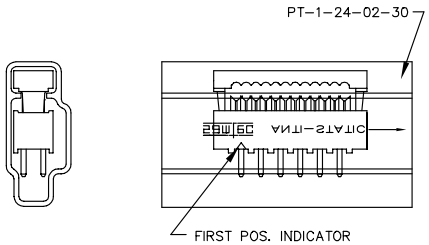

ARROW TO POINT AWAY FROM FIRST POS. INDICATOR

NOTES:
1. RETENTION FORCE OF TERMINAL IN BODY TO BE 2 lbs. MIN
2. △C REPRESENTS CRITICAL DIMENSION FOR STATISTICAL PROCESS CONTROL.

PROPRIETARY NOTE

THIS DOCUMENT CONTAINS INFORMATION CONFIDENTIAL AND PROPRIETARY TO SAMTEC INC. AND SHALL NOT BE REPRODUCED OR TRANSFERRED TO OTHER DOCUMENTS OR DISCLOSED TO OTHERS OR USED FOR ANY PURPOSE OTHER THAN THAT FOR WHICH IT WAS OBTAINED WITHOUT THE EXPRESSED WRITTEN CONSENT OF SAMTEC INC.

samtec

520 PARK EAST BLVD. NEW ALBANY, INDIANA 47150
PHONE (812) 944-6733 P.O. BOX 1147
CODE 55322

HCMD-S
EP\CABLE

MADE BY: KOLB 9-27-91
CHECKED BY: McCARTIN
ENG. APPROVAL D.E.M

HCMD-XX-XX-X
SHEET 1 OF 1