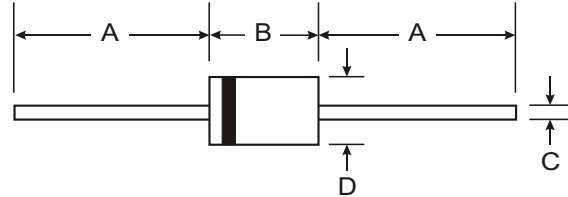


Features

High Current Capability and Low Forward Drop
 High Surge Capacity
 Guard Ring for Transient Protection
 Low Power Loss, High Efficiency
 Plastic Material: UL Flammability
 Classification Rating 94V-0



Mechanical Data

Case: DO-201AD, Molded Plastic
 Terminals: Axial Lead, Solderable per
 MIL-STD-202, Method 208
 Mounting Position: Any
 Polarity: Cathode Band
 Weight: 1.20 grams (approx.)

DO-201AD		
Dim	Min	Max
A	25.40	
B	7.20	9.50
C	1.20	1.30
D	4.80	5.20
All Dimensions in mm		

Maximum Ratings and Electrical Characteristics

Rating at 25 C ambient temperature unless otherwise specified.
 Single phase, half wave, 60Hz, resistive or inductive load.

Characteristic	Symbol	SR502	SR503	SR504	SR505	SR506	Unit
Maximum Recurrent Peak Reverse Voltage	V _{RRM}	20	30	40	50	60	V
Maximum RMS Voltage	V _{RSM}	14	21	28	35	42	V
Maximum DC Blocking Voltage	V _{DC}	20	30	40	50	60	V
Maximum Average Forward Rectified Current 9.5mm lead length @ T _L = 90 C	I _(AV)	5.0					A
Peak Forward Surge current 8.3ms half sine-wave Superimposed on Rated Load (JEDEC Method)	I _{FSM}	150					A
Maximum Forward Voltage @ 5.0A	V _F	0.55			0.67		V
Maximum Average Reverse Current at Peak Reverse Voltage @ T _A = 25 C @ T _A = 100 C	I _R I _R	1.0 50					mA
Typical Thermal Resistance (Note 1)	R _{JL}	15			10		K/W
Typical Junction Capacitance (Note 2)	C _J	550			400		pF
Storage and Operating Temperature Range	T _J , T _{STG}	-65 to +150					C

Notes: 1. Thermal Resistance from Junction to Lead Vertical PC Board Mounting, 9.5mm Lead Length.
 2. Measured at 1.0MHz and applied reverse voltage of 4.0V.

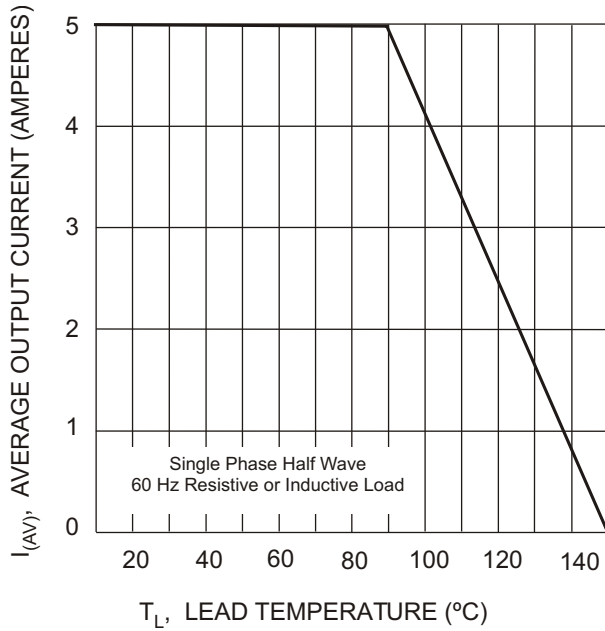


Fig. 1 Typical Forward Characteristics

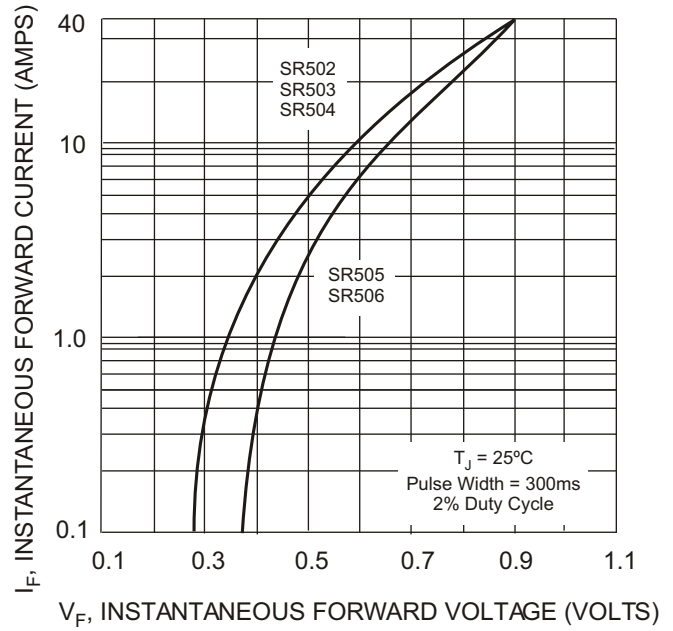


Fig. 2 Typical Forward Characteristics

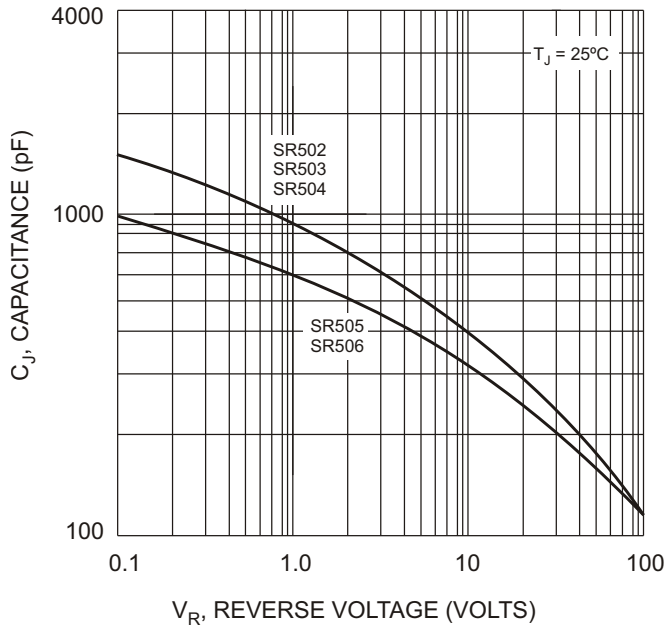


Fig. 3 Typical Junction Capacitance

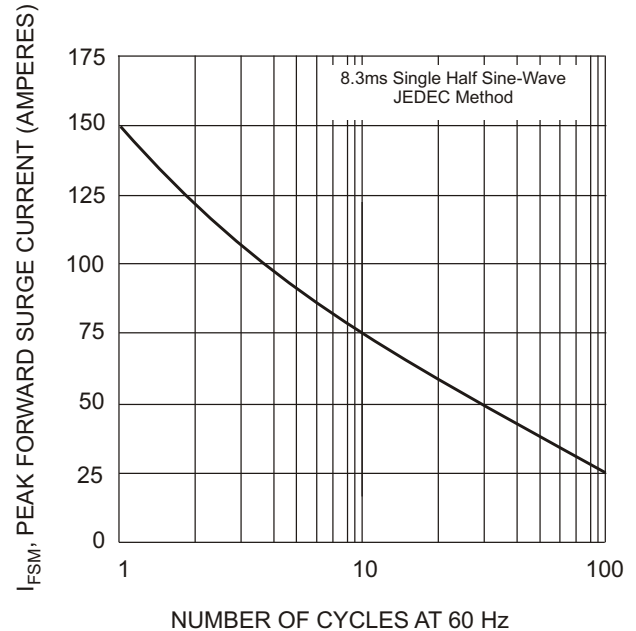


Fig. 4 Maximum Non-Repetitive Peak Forward Surge Current

IMPORTANT NOTICE

Diodes Incorporated and its subsidiaries reserve the right to make modifications, enhancements, improvements, corrections or other changes without further notice to any product herein. Diodes Incorporated does not assume any liability arising out of the application or use of any product described herein; neither does it convey any license under its patent rights, nor the rights of others. The user of products in such applications shall assume all risks of such use and will agree to hold Diodes Incorporated and all the companies whose products are represented on our website, harmless against all damages.

LIFE SUPPORT

Diodes Incorporated products are not authorized for use as critical components in life support devices or systems without the expressed written approval of the President of Diodes Incorporated.