2.54 mm Vertical Receptacles and Headers — NEW —

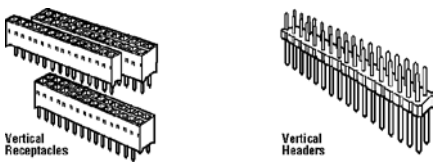

Vertical Receptacles 2.54 mm (0.100")

- ► Dual Cantilever Beam Contact Design for Added Reliability
- ► Dual Entry
- ► Blue Thermoplastic Housing

Single Row Dual Entry

Stock No.	Mfr.'s Type*	No. of Pos.	EACH 1-99	100-499	500-Up
518-5000	89885-302	2	.27	.23	.21
518-5001	89885-304	4	.50	.43	.41
518-5002	89885-306	6	.68	.60	.58
518-5003	89885-308	8	.84	.75	.73
518-5004	89885-310	10	.95	.84	.82
518-5005	89885-312	12	1.13	1.00	.98

*30 µ" gold on contact area, 100 µ" tin-lead on tail.

Vertical Receptacles 2.54 mm (0.100") (continued)

Double Row Dual Entry

Stock No.	Mfr.'s Type*	No. of Pos.	EACH 1-99	100-499	500-Up
518-5006	89891-304	4	.45	.39	.37
518-5007	89891-306	6	.63	.56	.54
518-5008	89891-308	8	.75	.66	.64
518-5009	89891-310	10	.86	.76	.74
518-5010	89891-312	12	1.02	.90	.88

*30 µ" gold on contact area, 100 µ" tin-lead on tail.

Unshrouded Vertical Headers 2.54 mm (0.100")

- ► High Temperature Plastic
- ► Selective Plating
- ► Compatible with Wave, Vapor-Phase and IR Reflow Soldering Process

Through Hole Type — Single

518-5011	54101-G06-02	2	.10	.09	.08
518-5012	54101-G06-04	4	.20	.18	.17
518-5013	54101-G06-06	6	.29	.26	.25
518-5014	54101-G06-08	8	.40	.35	.34
518-5015	54101-G06-10	10	.50	.44	.43
518-5016	54101-G06-12	12	.59	.53	.52

*30 µ" gold on contact area, 150 µ" tin-lead on tail.

Vertical Receptacles 2.54 mm (0.100") (continued)

Through Hole Type — Double

Stock No.	Mfr.'s Type*	No. of Pos.	EACH 1-99	100-499	500-Up
518-5017	54102-G06-02	2	.20	.18	.17
518-5018	54102-G06-04	4	.39	.34	.33
518-5019	54102-G06-06	6	.59	.53	.52
518-5020	54102-G06-08	8	.79	.71	.69
518-5021	54102-G06-10	10	.97	.89	.88
518-5022	54102-G06-12	12	1.18	1.06	1.04

Surface Mount Type — Single

518-5023	54201-G08-02	2	.20	.18	.17
518-5024	54201-G08-04	4	.41	.36	.35
518-5025	54201-G08-06	6	.61	.55	.54
518-5026	54201-G08-08	8	.82	.73	.72
518-5027	54201-G08-10	10	1.04	.93	.92
518-5028	54201-G08-12	12	1.25	1.11	1.09

Surface Mount Type — Double

518-5029	54202-G08-02	2	.41	.36	.35
518-5030	54202-G08-04	4	.82	.72	.70
518-5031	54202-G08-06	6	1.25	1.11	1.09
518-5032	54202-G08-08	8	1.65	1.48	1.45
518-5033	54202-G08-10	10	2.06	1.86	1.83
518-5034	54202-G08-12	12	2.47	2.22	2.17

*30 µ" gold on contact area, 150 µ" tin-lead on tail.

Bergstik® II Headers

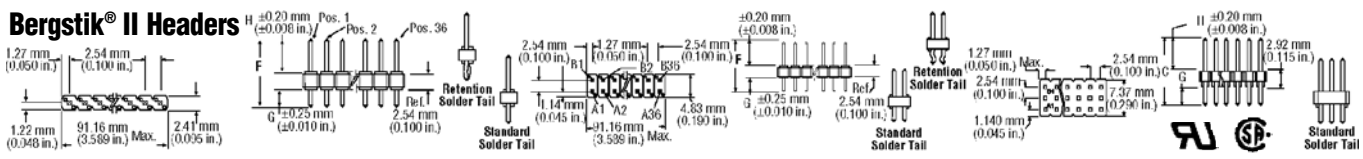

"Retentive sticks" headers have optional retention tail that provides 0.5 lb. minimum retention prior to soldering on 0.062 inch thick p.c. boards. Can be manually broken to the desired length. Drawn 0.025 inch square wire presents four surfaces suitable for the wrapping. Pins positioned on 0.100" centers. Stand-offs allow cleaning to eliminate soldering contaminates. Header body made of glass-filled nylon rated UL 94V-0, color black. **Insulation Resistance:** 500 MΩ minimum. **Temperature Range:** -65°C to +105°C. **Withstanding Voltage:** 1500 Vrms at sea level. Phosphor bronze pin, current rating, 3 A maximum. Retention force to body, 2 lbs. in either direction. UL recognized, CSA certified.

Plating Codes

2 — 15 µ inch gold over 50 µ inch nickel
4 — 150 µ inch tin-lead
6 — 30 µ inch GXT™ with gold flash over 50 µ inch nickel

Straight Single Row Solder Tail

Stock No.	Mfr.'s Type	No. of Pos.	Dimensions "H" Mating End	"G" Tail End	"F" Overall Length	Plating	EACH 1-99	100-499	500-999
518-1046	68000-236	36	0.230	0.095	0.425	2	1.38	1.24	1.04
518-1048	68000-436	36	0.230	0.095	0.425	4	.73	.65	.54
518-1052	68001-236	36	0.230	0.120	0.450	2	.97	.88	.73
518-1054	68001-436	36	0.230	0.120	0.450	4	.73	.65	.54
518-1058	68002-236	36	0.230	0.150	0.480	2	2.27	2.04	1.70
518-1060	68002-436	36	0.230	0.150	0.480	4	1.25	1.12	.94
518-1064	78511-236	36	0.318	0.120	0.538	2	1.38	1.24	1.04
518-1066	78511-436	36	0.318	0.120	0.538	4	.91	.82	.68

Straight Double Row Solder Tail

518-1020	67996-272	72	0.230	0.095	0.425	2	2.74	2.47	2.06
518-1022	67996-472	72	0.230	0.095	0.425	4	1.45	1.31	1.09
518-1026	67997-272	72	0.230	0.120	0.450	2	2.74	2.47	2.06
518-1028	67997-472	72	0.230	0.120	0.450	4	1.45	1.31	1.09

Straight Triple Row Solder Tail

Stock No.	Mfr.'s Type	No. of Pos.	Dimensions "H" Mating End	"G" Tail End	Plating	EACH 1-99	100-499	500-999
518-1087	68702-236	108	0.230	0.120	2	13.03	11.73	9.78

Straight Single Row Retentive Solder Tail

518-1070	69190-402	2	0.230	0.120	4	.16	.14	.12
518-1072	69190-403	3	0.230	0.120	4	.20	.18	.16

Straight Single Row Retentive Solder Tail (continued)

Stock No.	Mfr.'s Type	No. of Pos.	Dimensions "H" Mating End	"G" Tail End	Plating	EACH 1-99	100-499	500-999
518-1074	69190-404	4	0.230	0.120	4	.25	.23	.19
518-1078	69190-410	10	0.230	0.120	4	.45	.41	.34
518-1071	69190-202	2	0.230	0.120	2	.36	.33	.27
518-1073	69190-203	3	0.230	0.120	2	.43	.39	.32
518-1075	69190-204	4	0.230	0.120	2	.52	.47	.39
518-1076	69190-210	10	0.230	0.120	2	.95	.86	.71
518-1088	69190-610	10	0.230	0.120	6	.84	.75	.63

Straight Double Row Retentive Solder Tail

518-1000	69192-404	4	0.230	0.120	4	.23	.20	.17
518-1002	69192-406	6	0.230	0.120	4	.29	.27	.22
518-1004	69192-408	8	0.230	0.120	4	.39	.35	.29
518-1008	69192-420	20	0.230	0.120	4	.88	.80	.66
518-1001	69192-204	4	0.230	0.120	2	.50	.45	.37
518-1003	69192-206	6	0.230	0.120	2	.59	.53	.44
518-1005	69192-208	8	0.230	0.120	2	.77	.69	.58
518-1007	69192-220	20	0.230	0.120	2	1.79	1.61	1.34

Right Angle Single Row Solder Tail

Stock No.	Mfr.'s Type	No. of Pos.	Dimensions "H" Mating End	"G" Tail End	"C" Bend Dist. From Plastic	Plating	EACH 1-99	100-499	500-999
518-1089	68015-236	36	0.230	0.090	0.060	2	1.38	1.24	1.04
518-1091	68015-436	36	0.230	0.090	0.060	4	.73	.65	.54
518-1090	68016-236	36	0.230	0.120	0.060	2	2.36	2.12	1.77
518-1092	68016-436	36	0.230	0.120	0.060	4	.70	.63	.53

CONAN™ 1.0 mm Pitch Connector System

► **Product Users: Manufacturers of Pagers, Cellular Phones, Notebook Computers, and Add-In Memory Boards**

Low-profile, surface-mount connectors for close stacking of parallel circuit boards. Options available for 4.15 mm, 4.5 mm, 5.0 mm, 6.0 mm, or 7.0 mm mated connector height. Connectors feature reliable selectively-plated, blade-on-beam contacts on 1.0 mm pitch. **Current Rating:** 1 amp per contact. UL recognized, CSA certified.

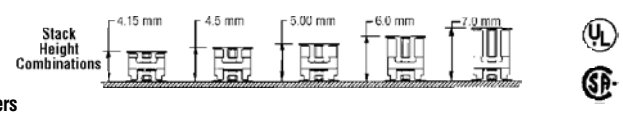

Receptacles

Stock No.	Mfr.'s Type	No. of Pos.	EACH 1-99	100-499	500-999
518-7000	91930-21125	25	1.88	1.69	1.41
518-7005	91930-21141	41	2.77	2.49	2.07
518-7010	91930-21151	51	3.26	2.94	2.45
518-7015	91930-21169	69	3.90	3.51	2.92

Headers

Stock No.	Mfr.'s Type	No. of Pos.	Stacking Height	EACH 1-99	100-499	500-999
518-7020	91910-21425	25	6.00 mm	1.70	1.53	1.28
518-7025	91910-21525	25	7.00 mm	1.70	1.53	1.28
518-7030	91910-21141	41	4.15 mm	2.52	2.26	1.89
518-7035	91910-21441	41	6.00 mm	2.52	2.26	1.89
518-7040	91910-21541	41	7.00 mm	2.52	2.26	1.89
518-7045	91910-21151	51	4.15 mm	2.95	2.65	2.21
518-7050	91910-21569	69	7.00 mm	3.51	3.16	2.64