THIS DRAWING IS UNPUBLISHED. RELEASED FOR PUBLICATION -,- .
© COPYRIGHT - By - ALL RIGHTS RESERVED.

LOC	DIST
J	

REVISIONS

P	LTR	DESCRIPTION	DATE	DWN	APVD
	P	REVISED PER ECO-11-005033	31MAR11	RK	HMR

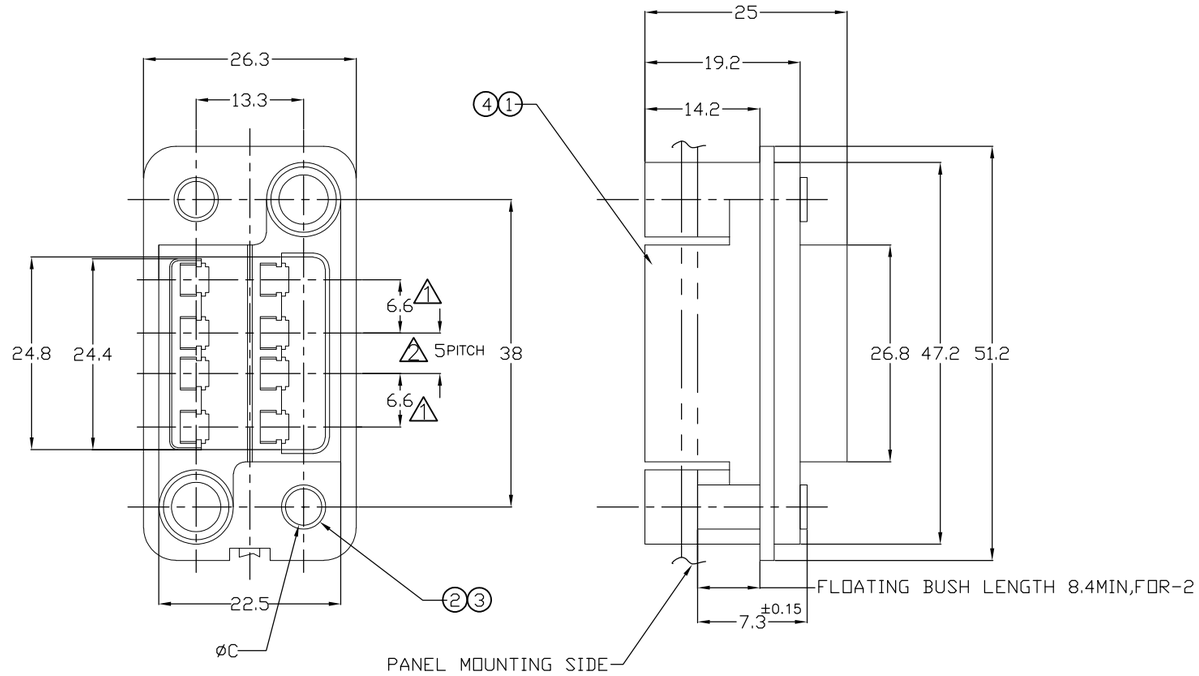

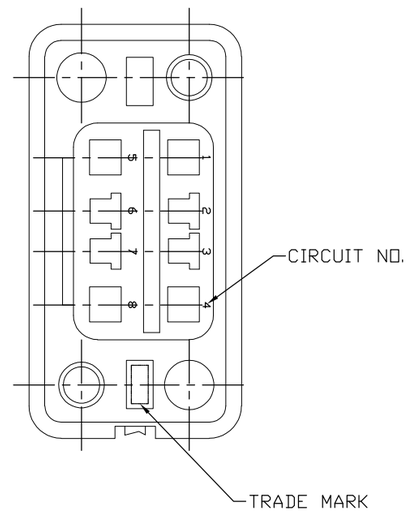

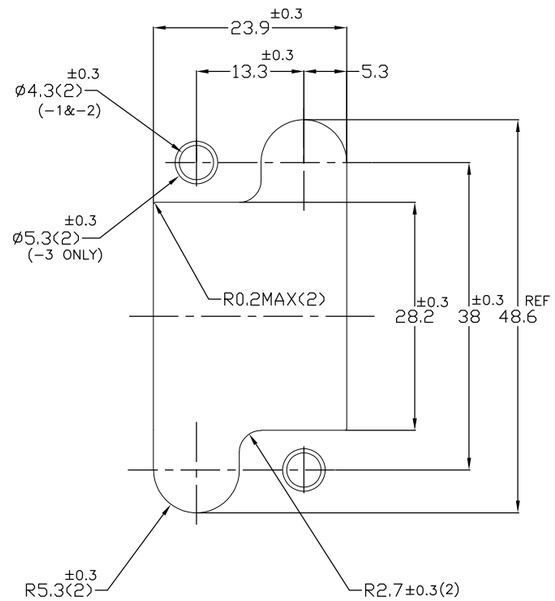

THK. 1.6±0.2
RECOMMENDED PANEL CUTOUT DIM.

P/N 5172070-1/-3 AS SHOWN

NOTES:
1. FOR POWEER CIRCUITS (4 POS.)
2. FOR SIGNAL CIRCUITS (4 POS.)
3. ACCOMMODATED CONTACTS ARE
   STRIP P/N 170311,170312,170484
   L.P. P/N 170313,170314,170485
4. MALE HSG P/N IS 172063
5. MATERIAL:
   HOUSING: PBT 94V-0
   BUSH: JIS H3250, C3602 BD-F
6. FINISH:
   NICKEL PLATED PER AMP SPEC 112-25.

4.3	3.3	C			
1	–	172064-3	DRAWER CONN. FEMALE HSG	8 POS. (4mm)	4
2	–	1-172065-3		LONG SIZE (4mm)	3
–	2	1-172065-1	FLOATING BUSH ASS'Y	LONG SIZE (3mm)	2
–	1	172064-1	DRAWER CONN. FEMALE HSG	8 POS. (3mm)	1
-3	-1	PART NUMBER	PART NAME	REMARKS	ITEM No.

THIS DRAWING IS A CONTROLLED DOCUMENT.

DIMENSIONS: mm

TOLERANCES UNLESS OTHERWISE SPECIFIED:
0 PLC ± 0.4
1 PLC ± 0.4
2 PLC ± 0.4
3 PLC ± 0.4
4 PLC ± 0.4
ANGLES ± -

MATERIAL 5

FINISH 6

DWN C.ZHU 08JUL05
CHK I.WANG 11JUL05
APVD S.YAO 11JUL05
PRODUCT SPEC —
APPLICATION SPEC —
WEIGHT —

TE Connectivity

NAME
8POS FEMALE HSG ASSY
DRAWER CONNECTOR

SIZE	CAGE CODE	DRAWING NO	RESTRICTED TO
A3	00779	C-5172070	—

CUSTOMER DRAWING | SCALE 1:1 | SHEET 1 OF 1 | REV P