

# **NONMETALLIC SHEATHED CABLE CONNECTORS** **SNAP-IN TYPE**



## **Application**

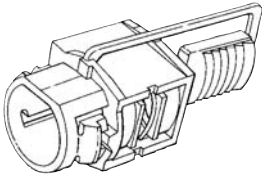
- For use in dry locations for connecting Nonmetallic Sheathed Cable (NMSC) to a box or an enclosure

## **Product Features**

- One-piece nonmetallic construction -resists corrosion and offers insulation protection
- Snap-in design for 1/2" K.O.'s – locks into the knockout securely. No need to waste time with installing locknuts
- Captive locking wedge – no need to worry about missing components
- Easier to install than a standard die cast NMSC connector. No need to remove and retighten locknuts and cable clip screws. Just snap our connector into a box, insert the cable and compress the locking wedge
- Multipurpose design - offers installation flexibility. These connectors can accommodate a single run of 14-2 to 10-3 cable, a double run of 14-2 to 12-2 cable, and one or more .300 inch or one .600 inch diameter cord
- Innovative packaging configurations - Bulk packaging option saves volume users time and money. Smaller size carton quantities offer purchasing flexibility
- UPC bar coded fittings are individually polybagged with a preprinted UPC-A bar code and packaged in pre-scored tear top cartons for an attractive presentation


## **Compliances**

-  – Standard 514B
-  – For single cable and cord only

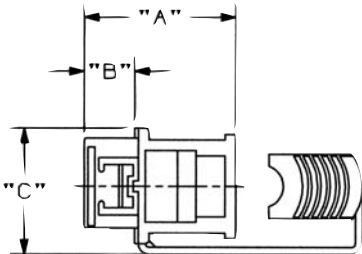


**SNAP-IN TYPE  
NONMETALLIC**

## **ORDERING INFORMATION - DIMENSIONS**

SNAP-IN TYPE - NONMETALLIC					
CATALOG NUMBER	TRADE SIZE	NONMETALLIC CABLE SIZE	UNIT CTN. QTY.	SHIP CTN. QTY.	UPC BAR CODE
4712	1/2"	Single 14-2 min to 10-3 max, Double 14-2 min to 12-2 max. Flexible Cord Single .300 to .600 dia. Two cords @ .300 dia.	500	500	—
4713	1/2"	Single 14-2 min to 10-3 max, Double 14-2 min to 12-2 max. Flexible Cord Single .300 to .600 dia. Two cords @ .300 dia.	50	200	—
4712-8	1/2"	Single 14-2 min to 10-3 max, Double 14-2 min to 12-2 max. Flexible Cord Single .300 to .600 dia. Two cords @ .300 dia.	10 pcs per bag	10 bags per ctn	

DIMENSIONS			
CATALOG NUMBER	A	B	C
4712	1-11/32"	1/2"	1-3/32"
4712-8	1-11/32"	1/2"	1-3/32"
4713	1-11/32"	1/2"	1-3/32"



A = Overall length  
 B = Length snap-in hub  
 C = Maximum body width

**RACO COMMERCIAL  
FITTINGS**