

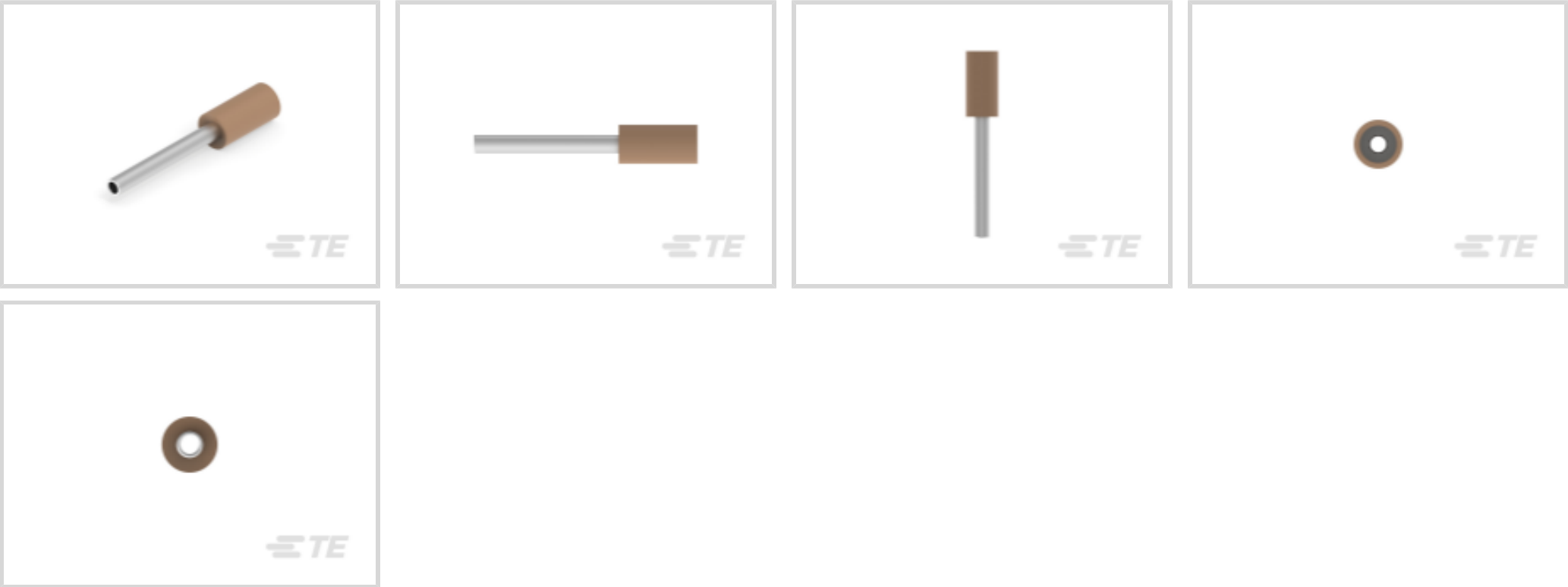


TE Internal #: 966292-2

Crimp Wire Pins, Tabs & Ferrules, Ferrule, 26 AWG Wire Size, .12 – .15 mm² Wire Size, 278 CMA Wire Size, .06 in [1.6 mm] Barrel Inside Diameter

[View on TE.com >](#)

Terminals & Splices > Crimp Wire Pins, Tabs & Ferrules



Crimp Wire Terminal Type: **Ferrule**

Compatible Insulation Diameter Range: **1.5 mm [.05 in]**

Wire Size: **278 CMA**

Features

Product Type Features

Sealable	No
Compatible With Discrete Wire Type	Stranded

Configuration Features

Compatible With Wire & Cable Type	Discrete Wire
-----------------------------------	---------------

Body Features

Primary Product Color	Brown
-----------------------	-------

Contact Features

Contact Mating Area Length	8 mm[.312 in]
Crimp Wire Terminal Type	Ferrule
Barrel Type	Closed
Terminal Plating Material	Tin
Terminal Orientation	Straight

Mechanical Attachment

Wire Insulation Support	Without
-------------------------	---------

Dimensions

--	--



2-Wire Size	26 AWG
Strip Length	8 mm[.315 in]
Compatible Insulation Diameter Range	1.5 mm[.05 in]
Wire Size	278 CMA
Barrel Inside Diameter	1.6 mm[.06 in]
Terminal Material Thickness	.15 mm[.005 in]
Overall Product Length	12 mm[.472 in]

Usage Conditions

Insulation Option	Partially Insulated
Operating Temperature Range	105 °C[221 °F]

Packaging Features

Packaging Quantity	500
Packaging Method	Bag

Product Compliance

For compliance documentation, visit the product page on TE.com>

EU RoHS Directive 2011/65/EU	Compliant
EU ELV Directive 2000/53/EC	Compliant
China RoHS 2 Directive MIIT Order No 32, 2016	No Restricted Materials Above Threshold
EU REACH Regulation (EC) No. 1907/2006	Current ECHA Candidate List: JAN 2024 (240) Candidate List Declared Against: JAN 2023 (233) Does not contain REACH SVHC
Halogen Content	Low Halogen - Br, Cl, F, I < 900 ppm per homogenous material. Also BFR/CFR/PVC Free
Solder Process Capability	Not applicable for solder process capability

Product Compliance Disclaimer

This information is provided based on reasonable inquiry of our suppliers and represents our current actual knowledge based on the information they provided. This information is subject to change. The part numbers that TE has identified as EU RoHS compliant have a maximum concentration of 0.1% by weight in homogenous materials for lead, hexavalent chromium, mercury, PBB, PBDE, DBP, BBP, DEHP, DIBP, and 0.01% for cadmium, or qualify for an exemption to these limits as defined in the Annexes of Directive 2011/65/EU (RoHS2). Finished electrical and electronic equipment products will be CE marked as required by Directive 2011/65/EU. Components may not be CE marked. Additionally, the part numbers that TE has identified as EU ELV compliant have a maximum concentration of 0.1% by weight in homogenous materials for lead, hexavalent chromium, and mercury, and 0.01% for cadmium, or qualify for an exemption to these limits as defined in the Annexes of Directive 2000/53/EC (ELV). Regarding the REACH Regulation, the information TE provides



on SVHC in articles for this part number is based on the latest European Chemicals Agency (ECHA) ‘Guidance on requirements for substances in articles’ posted at this URL: <https://echa.europa.eu/guidance-documents/guidance-on-reach>

Compatible Parts



TE Part # 539660-1
ADERENDHUELSEN (Ferrule) Crimp Tool



TE Part # 2-1579001-3
CSE10-AE22 CRIMP HEAD



TE Part # 1SET191003R0000
FER-SE-HT

Customers Also Bought



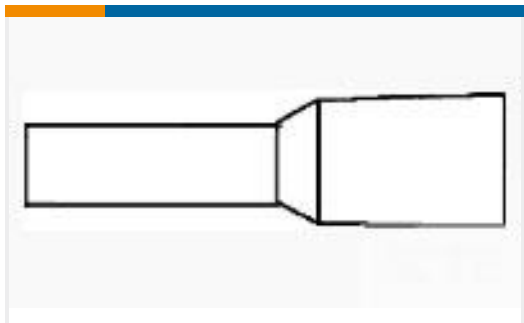
TE Part #413985-3
PLUG ASSY,STR,SMB



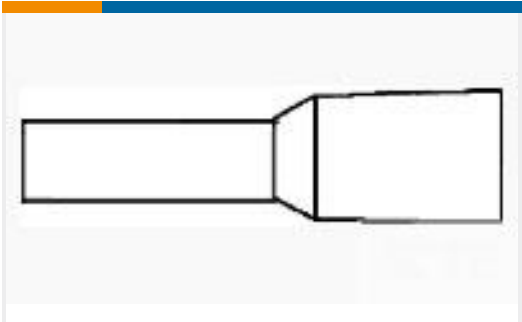
TE Part #1630027-5
HSC300 1K0 5%



TE Part #1-2273003-2
M8 x 1.0 straight socket Pigtail



TE Part #1-966067-7
FER,WIRE,PL SLV,2.50/14,L12,BLUE,LP



TE Part #966066-3
FER,WIRE,PL SLV,.34/22,L6,TURQOISE,LP



TE Part #103957-2
8X3 MTE RCPT SR LATCH .100CL



TE Part #1-1625886-3
1W SM M/OX 5% 3K9



TE Part #2-320568-3
TERMINAL,PIDG R IR 10 8



TE Part #3-640434-2
02P MTA156 CONN ASSY 24AWG WHT



TE Part #2323802-8
SSRMP-240D16R = Mini Puck,16A, 240V AC,R

Documents

Product Drawings
FER,WIRE,PL SLV,.14/26,L8,BROWN,LP
English



CAD Files

Customer View Model

[ENG_CVM_CVM_966292-2_O.3d_igs.zip](#)

English

Customer View Model

[ENG_CVM_966292-2_A1.3d_igs.zip](#)

English

Customer View Model

[ENG_CVM_966292-2_A1.3d_stp.zip](#)

English

3D PDF

English

Customer View Model

[ENG_CVM_966292-2_A1.2d_dxf.zip](#)

English

By downloading the CAD file I accept and agree to the [Terms and Conditions](#) of use.

Datasheets & Catalog Pages

Wire Ferrules

English

WIRE END FERRULES

English