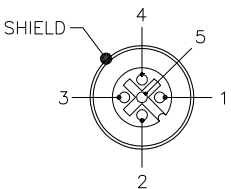



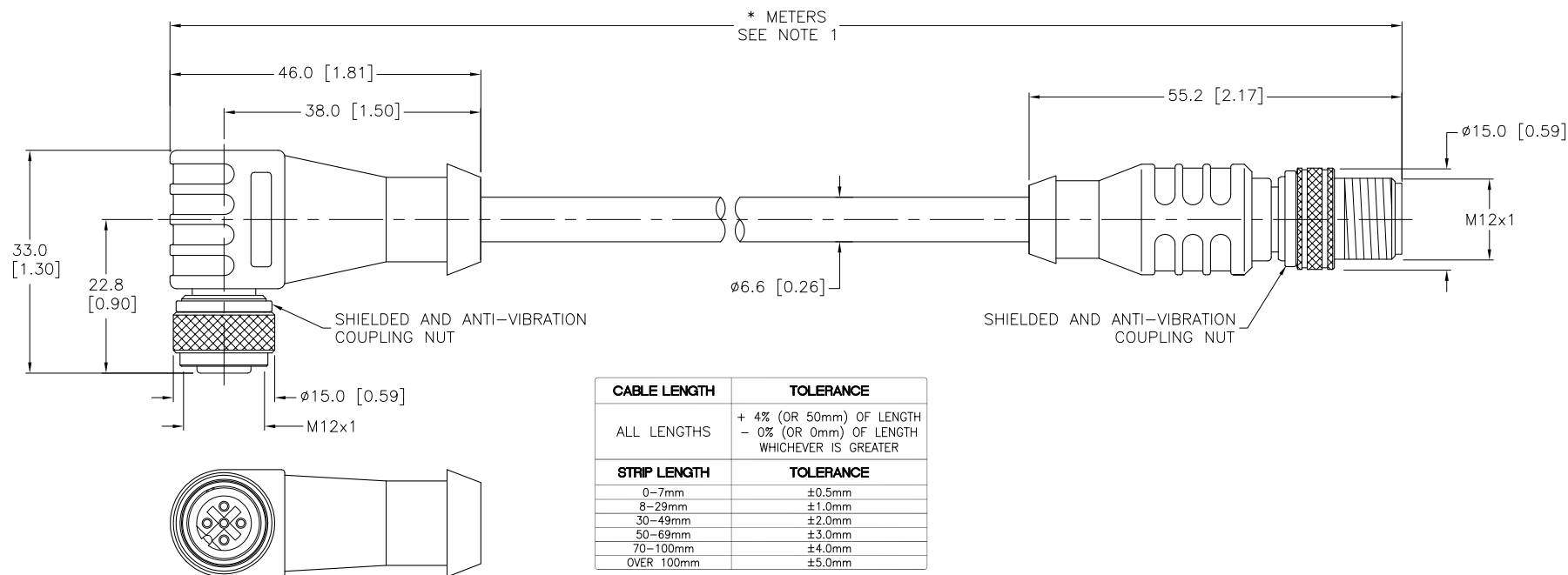


| FEMALE END VIEW | | MALE END VIEW | | SPECIFICATIONS | |
|--|--|---|--|--|--|
|  | |  | | | |
| 1 = BROWN 2 = WHITE 3 = BLUE 4 = BLACK 5 = GRAY | | 1 = BROWN 2 = WHITE 3 = BLUE 4 = BLACK 5 = GRAY | | | |
|  | |  | | | |
| | | | | CONTACT CARRIER MATERIAL NYLON or TPU | |
| | | | | MOLDED HEAD MATERIAL/COLOR TPU/YELLOW | |
| | | | | CONTACT MATERIAL/PLATING BRASS/GOLD | |
| | | | | COUPLING NUT MATERIAL/PLATING BRASS/NICKEL | |
| | | | | RATED CURRENT [A] 4.0 A | |
| | | | | RATED VOLTAGE [V] 250 V | |
| | | | | OUTER CABLE JACKET MATERIAL/COLOR PVC/GRAY | |
| | | | | CONDUCTOR INSULATION MATERIAL PVC | |
| | | | | NUMBER OF CONDUCTORS [AWG] 5x22 AWG | |
| | | | | DRAIN/SHIELD 24 AWG DRAIN/FOIL AND BRAIDED SHIELD | |
| | | | | TEMPERATURE RANGE -40°C to +105°C (-40°F to +221°F) | |
| | | | | PROTECTION CLASS MEETS IEC IP67 | |



SOURCE DRAWING - FOR REFERENCE ONLY

NOTES:

1. "*" INDICATES CABLE LENGTH IN METERS. CONTACT TURCK TO ORDER SPECIFIC LENGTHS.
2. COUPLING NUTS ARE CONNECTED TO SHIELD.

| | | | | | | | | | | | |
|-----|--------------|----|----------|---------|--------------------|------------------------------------|---|----------------------------|------------------------------------|--------------------|----------|
| E | UPDATE CABLE | CK | 06/16/11 | 35087 | SEE SPECIFICATIONS | CONTACT TURCK FOR MORE INFORMATION | UNIT OF MEASUREMENT MILLIMETER [INCH] | DATE 05/08/01 SCALE 1=1 | DESCRIPTION WKS 4.5T-*—RSS 4.5T | IDENTIFICATION NO. | REV E |
| REV | DESCRIPTION | BY | DATE | ECO NO. | | | | | | | |

DO NOT SCALE THIS DRAWING

FILE: 777000246

SHEET 1 OF 1