

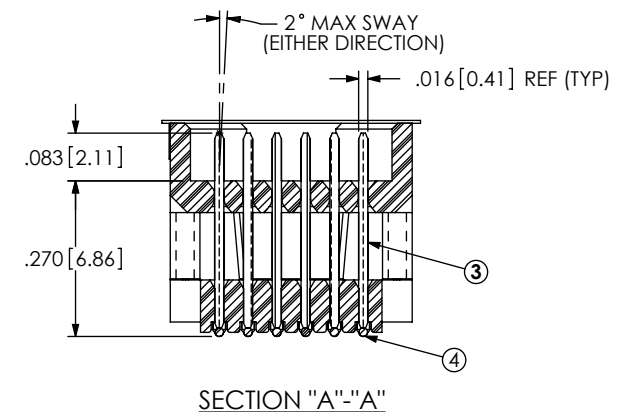
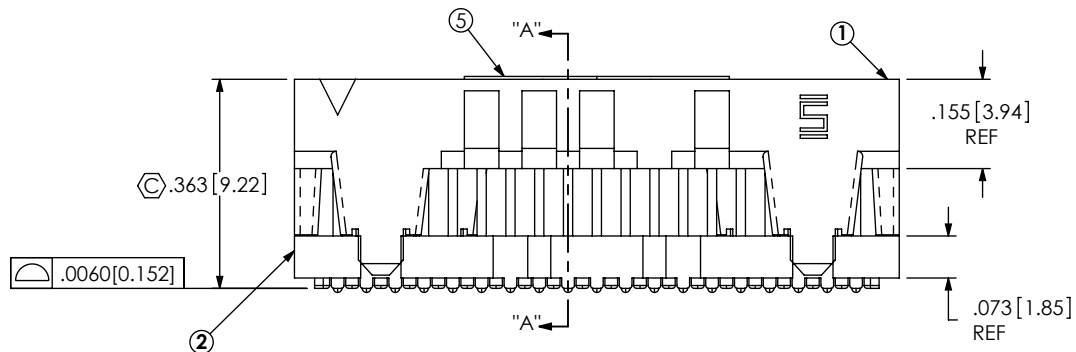
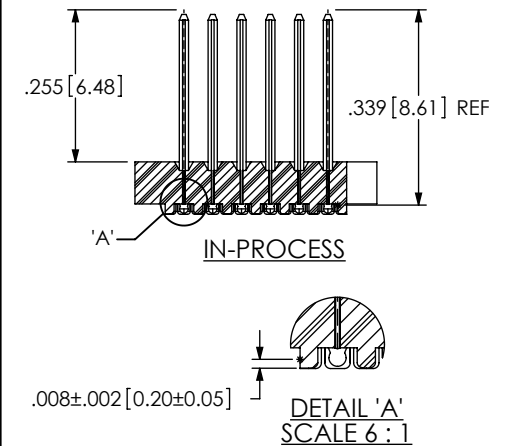
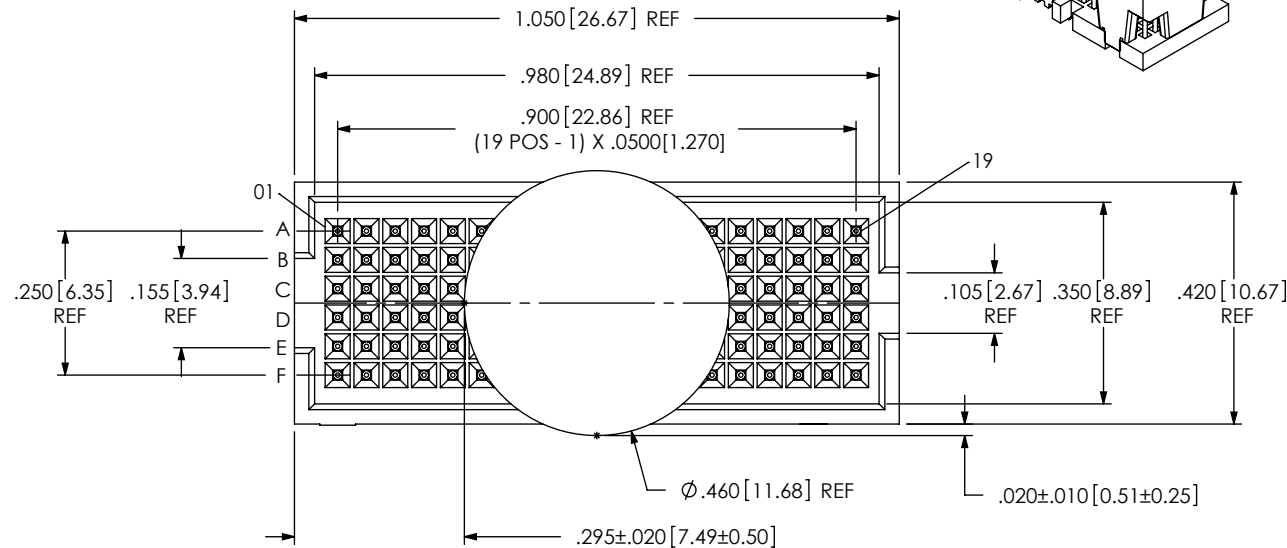
NOTES:

1. CUSTOM FOR VARIATION OF VITA 42 XMC STANDARD & ITEMS -1, -2, & -3 NOT AVAILABLE AS STANDARD.

2. @ REPRESENTS A CRITICAL DIMENSION.  
3. MAXIMUM BURR ALLOWANCE: .0015[0.038]  
4. MAXIMUM CUT FLASH: .010[0.25]  
5. MINIMUM PUSHOUT FORCE: .5 LB  
6. MAXIMUM ALLOWABLE BOW; TOP/BOTTOM: .004[0.10], SIDE/SIDE: .003[0.08].  
7. PARTS TO BE PACKAGED IN TAPE & REEL. FOR QTY'S LESS THAN 125 PCS,  
NO TRAILER OR LEADER WILL BE SUPPLIED.

DO NOT  
SCALE FROM  
THIS PRINT

**ANY REV MADE TO THIS PRINT MUST HAVE AN UPDATED MKT PRINT**



ITEM NO.	PART NUMBER	QTY	MATERIAL
1	<b>ASP-103598-01-B</b>	1.0000	UL 94 V0, COLOR: BLACK
2	<b>ASP-103599-01-B</b>	1.0000	UL 94 V0, COLOR: BLACK
3	<b>ASP-104554-02-P-H</b>	114.00	BRASS ALLOY 260, 3/4 HARD
4	SBD-030-6337	114.00	63% TIN /37% LEAD
5	K-850-650	1.0000	POLYIMIDE FILM
6	CT-ASP1134MS	.0057	CONDUCTIVE POLYMER

UNLESS OTHERWISE SPECIFIED,  
DIMENSIONS ARE IN INCHES.

TOLERANCES ARE:

## DECIMALS

XX:  $\pm .01 [0.3]$ 

.XXX:  $\pm .005[0.13]$

$$.XXX: \pm .0020[0.051]$$

PROPRIETARY NOTE

THIS DOCUMENT CONTAINS CONFIDENTIAL AND PROPRIETARY INFORMATION AND ALL DESIGN, MANUFACTURING, REPRODUCTION, USE, PATENT RIGHTS AND SALES RIGHTS ARE EXPRESSLY RESERVED BY SAMTEC, INC. THIS DOCUMENT SHALL NOT BE DISCLOSED, IN WHOLE OR PART, TO ANY UNAUTHORIZED PERSON OR ENTITY NOR REPRODUCED, TRANSFERRED OR INCORPORATED IN ANY OTHER PROJECT IN ANY MANNER WITHOUT THE EXPRESS WRITTEN CONSENT OF SAMTEC, INC.

DO NOT SCALE  
PLATING ON ENTIRE TERMINAL:  
.000030 GOLD OVER .000050 NICKEL

F:\DWG\MISC\MKTG\ASP-103614-01-MKT.SLDDRW

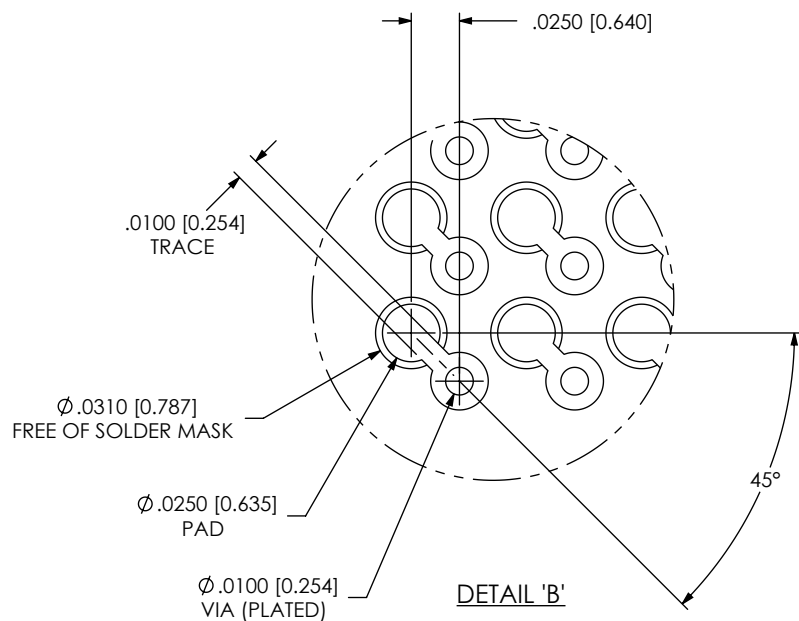
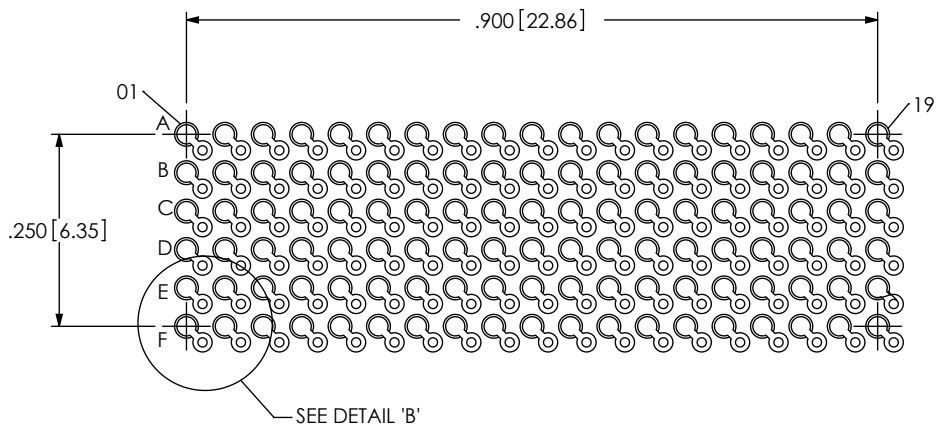
**samtec**

520 PARK EAST BLVD, NEW ALBANY, IN 47150  
PHONE: 812-944-6733 FAX: 812-948-5047  
e-Mail [info@SAMTEC.com](mailto:info@SAMTEC.com) code 55322

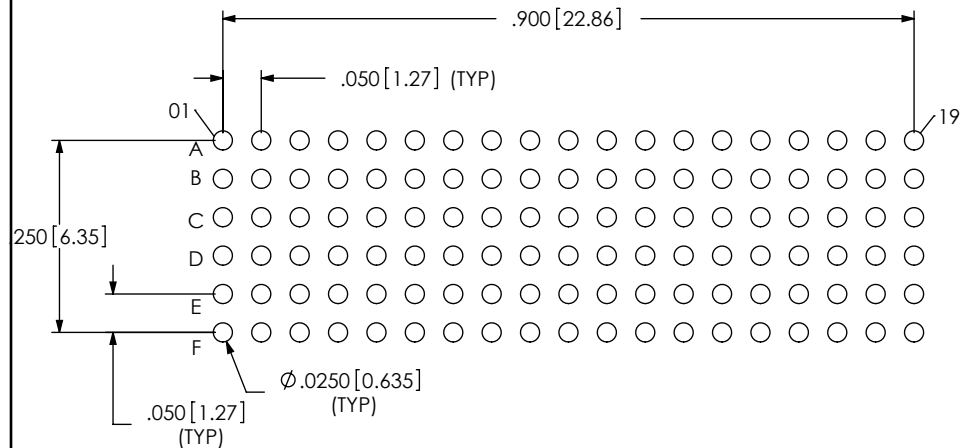
DESCRIPTION:	VITA 42 (LEADED) 10MM MATED SOCKET ASSEMBLY
--------------	--

DWG. NO. ASP-103614-01

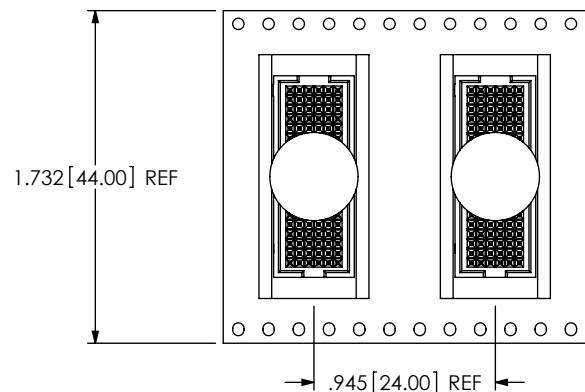
BY: CLAY W	10/18/2002	SHEET 1 OF 2
------------	------------	--------------



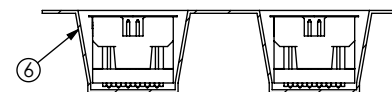
RECOMMENDED BOARD LAYOUT



RECOMMENDED STENCIL LAYOUT  
STENCIL TO BE .0060 [0.152] THICK



USER DIRECTION OF UN-REELING  
POCKET NOT DETAILED



PACKAGING VIEW

PROPRIETARY NOTE  
THIS DOCUMENT CONTAINS CONFIDENTIAL AND  
PROPRIETARY INFORMATION AND ALL DESIGN,  
MANUFACTURING, REPRODUCTION, USE, PATENT RIGHTS  
AND SALES RIGHTS ARE EXPRESSLY RESERVED BY SAMTEC,  
INC. THIS DOCUMENT SHALL NOT BE DISCLOSED, IN WHOLE  
OR PART, TO ANY UNAUTHORIZED PERSON OR ENTITY NOR  
REPRODUCED, TRANSFERRED OR INCORPORATED IN ANY  
OTHER PROJECT IN ANY MANNER WITHOUT THE EXPRESS  
WRITTEN CONSENT OF SAMTEC, INC.

**samtec**

520 PARK EAST BLVD, NEW ALBANY, IN 47150  
PHONE: 812-944-6733 FAX: 812-948-5047  
e-Mail: info@SAMTEC.com code 55322

SHEET SCALE: 4:1

DESCRIPTION:  
VITA 42 (LEADED) 10MM MATED SOCKET ASSEMBLY

DWG. NO.  
ASP-103614-01