


# Current Sensors - D18XX, CS1XXX Series



Designed for use at 20kHz-50kHz and higher, these sensors function as the secondaries of a current transformer. The conductor carrying the current to be measured is the "one turn primary." Sensitivity can be set at 1 Volt per Ampere or at other desired values. It can also be doubled by looping the conductor through the hole twice. Applications include sensing branch circuit overload, switcher feedback, and detecting load drop or shutdown.

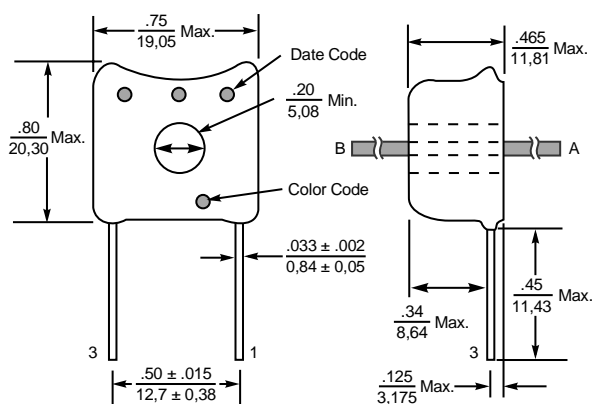
They come in a molded version (CS1XXX Series) or lower cost encapsulated model (D18XX Series). Minimum wall thickness of the hole is 0.5 mm which meets IEC 380, VDE 0730 and other requirements when used with an insulated conductor.

Coilcraft **Designer's Kit P203** contains samples of the CS1050, 1100 and 1200 sensors, current transformer versions with equivalent ratings, plus two 50/60 Hz current sensors. To order, contact Coilcraft.

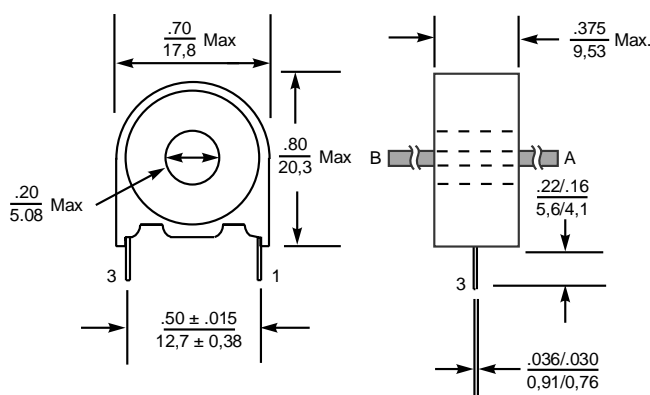
Part Number	Turns	Inductance (mH)	Sensed Current Max (Amps)	Sensitivity Vout (Volts)	Iin (Amps)	Terminating Resistor* (Ω)	Color Code
D1869	50	5	10	1	1	50	Green
D1870	100	20	24	1	1	100	Brown
D1871	200	100	35	1	1	200	Red
CS1050	50	5	10	1	1	50	
CS1100	100	20	24	1	1	100	
CS1200	200	100	35	1	1	200	
CS1750	750	1125	30	1	1	750	

\* Varying terminating resistance will increase or decrease output voltage/Ampere in conductor. Effect is essentially linear over a restricted operating range. Frequency response is also affected by varying terminating resistance.

## D18XX SERIES



## CS1XXX SERIES



Leads 3 and A are in phase per above orientation.

**Coilcraft**

Specifications subject to change without notice. Document 131 Revised 3/15/01

1102 Silver Lake Road Cary, Illinois 60013 Phone 847/639-6400 Fax 847/639-1469  
E-mail info@coilcraft.com Web http://www.coilcraft.com