THIS DRAWING IS UNPUBLISHED.
VERTRAULICH UNVERÖFFENTLICHTE ZEICHNUNG
© COPYRIGHT 2013 BY Tyco Electronics AMP GmbH
RELEASED FOR PUBLICATION 2013
FREI FUER VEROEFFENTLICHUNG
ALL RIGHTS RESERVED.
ALLE RECHTE VORBEHALTEN.

MATED WITH:
PASSEND ZU: SEE NOTE 15

PROJEKT NR.: PRJ-13-0735

REVISIONS
ÄNDERUNGEN

P	LTR	DESCRIPTION BESCHREIBUNG	DATE	DWN	APVD
	B	SEE ECR-14-008684	10JUN2014	AK	TK
	B1	SEE PCN-14-013942	31OCT2014	AK	TK
	C	PCN-21-106286: SCREW LATCH / PIN LENGTH	07JUL2021	MK	FE
	C1	PCN-22-157083: PROD/APP SPEC. NOTE 14	07NOV2022	MK	FE

SEQUENCE VIEW
Darstellung Aneinanderreihung

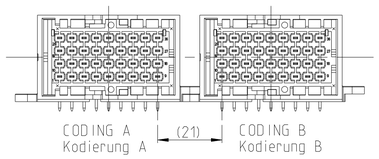

MOUNTING SPACE
Platzbedarf

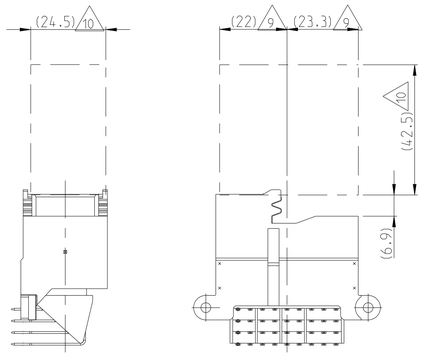

SECTION D-D
Schnitt

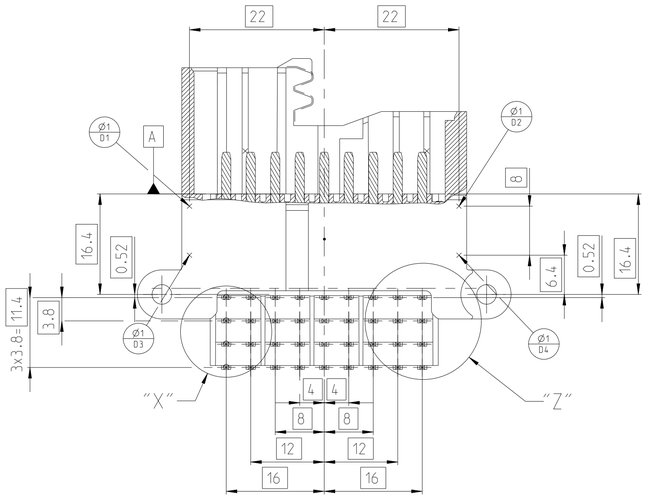

DETAIL"Z"
Einzelheit
SCALE
Maßstab
5:1

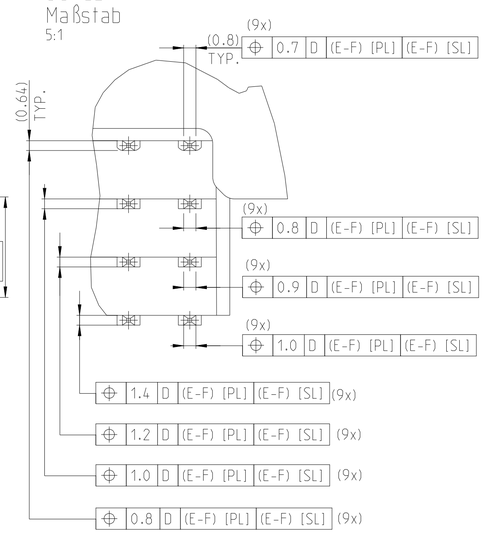

NOTES
Bemerkungen

1. TE CONNECTIVITY (TE) ASSEMBLY-NUMBER
   TE Connectivity (TE) Baugruppennummer
2. PRODUCTION DATE WITH DATE-CLOCK
   Produktionsdatum mit Datumsuhr
3. MATERIAL MARKING ACCORDING TO VDA 260
   Materialkennzeichnung nach VDA 260
4. LETTER INSERT FOR THE TOOL REVISION.
   ACTUAL STATUS SEE PARTS LIST
   Schrifteinsatz für Werkzeugaenderungsindex.
   aktueller Stand siehe Stückliste
5. TE CONNECTIVITY LOGO
   TE Connectivity Logo
6. CONTACT CAVITY NUMBERING
   Kammernummerierung
7. MARKING - CHECK OF GOOD PARTS
   Markierung - Pruefung gut getester Teil
8. PACKED IN TRAY OR SPECIAL FORM ACC. TO
   TE PACKAGING SPECIFICATION V2236715
   Verpackt im Tray oder Spezialform nach TE Verpackungsspezifikation V2236715
10. LOCAL SPACE OF THE HOUSING WITHOUT CABLES
    Platzbedarf des Gehaeuses ohne Kabel
10. FREE SPACE FOR MATING
    Freiraum zum Stecken
10. SILVER PLATED
    Silber beschichtet
10. TIN PLATED
    Zinn beschichtet
13. PRESS OUT FORCE >= 40 N WITH FEED 25 mm/min FOR TABS 1.6 mm x 0.6 mm
    Kontaktausdrueckkraft >= 40 N mit Vorschub 25 mm/min fuer Flachstecker 1.6 mm x 0.6 mm
C1 14. SUITABLE FOR FIXING SCREW DIAMETER: 3mm
    MAX. AXIAL PRESSURE OF SCREW: 1.5kN
    Geeignet fuer Befestigungsschrauben Durchmesser: 3mm
    Maximale axiale Schraubenpressung: 1.5kN
15. FITS TO TE COUNTERPART 36 POS. RECEPTACLE HOUSING:
    1-1718485-1 CODING A; 1-1718485-2 CODING B
    Passend zu TE Gegenstecker 36pol. Buchsengehaeuse:
    1-1718485-1 Kodierung A; 1-1718485-2 Kodierung B

SECTION B-B
Schnitt

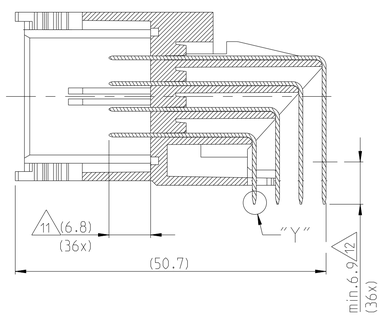

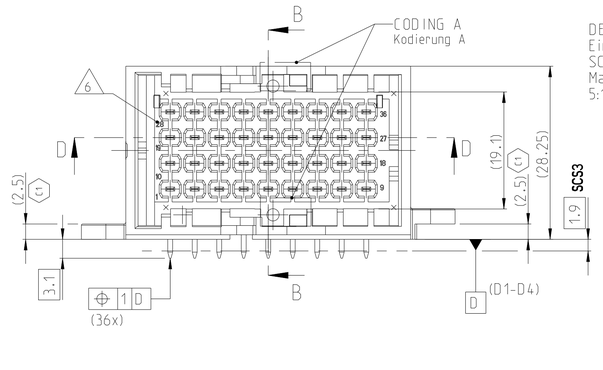

DETAIL"X"
Einzelheit
SCALE
Maßstab
5:1

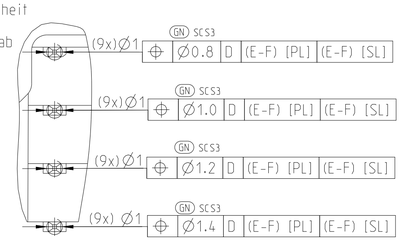

DETAIL"Y"
EINZELHEIT
SCALE
Maßstab
10:1

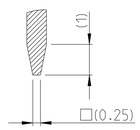

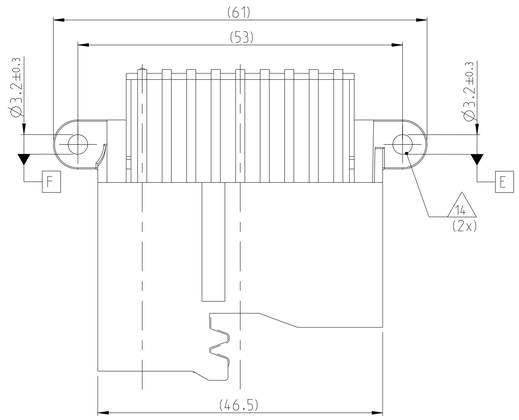

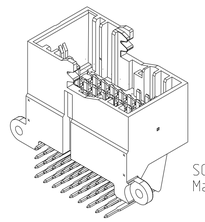

SCALE 1:1
Maßstab

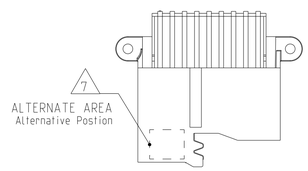

SCALE
Maßstab
1:1

AS SHOWN 1-2236715-2
Wie gezeigt

CABLE OUTLET DIRECTION FOR
CODING A AND CODING B
Kabelabgangsrichtung
fuer Kodierung A und Kodierung B

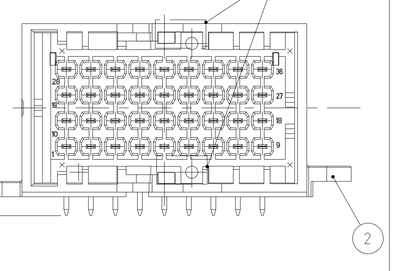

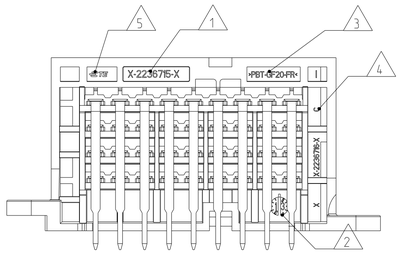

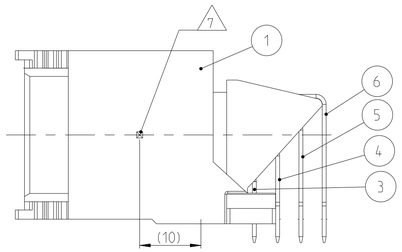

9	9	A	-	TAB 1.5 x 0.64. LENGTH 58.3 mm Flachstecker 1.5 x 0.64. Laenge 58.3 mm	CuSn 0.15	SILVER PLATED Silber Beschichtung	4.36g	6
9	9	A	-	TAB 1.5 x 0.64. LENGTH 50.3 mm Flachstecker 1.5 x 0.64. Laenge 50.3 mm	CuSn 0.15	SILVER PLATED Silber Beschichtung	3.74g	4
9	9	A	-	TAB 1.5 x 0.64. LENGTH 42.3 mm Flachstecker 1.5 x 0.64. Laenge 42.3 mm	CuSn 0.15	SILVER PLATED Silber Beschichtung	3.11g	4
9	9	A	-	TAB 1.5 x 0.64. LENGTH 34.3 mm Flachstecker 1.5 x 0.64. Laenge 34.3 mm	CuSn 0.15	SILVER PLATED Silber Beschichtung	2.39g	3
1	-	C	B	36POS.TAB1.5X0.64.HEADER ASSY.90DEG	PBT-GF20-FR	PURPLE violett	23.03g	2
-	1	C	A	36POS.TAB1.5X0.64.HEADER ASSY.90DEG	PBT-GF20-FR	BROWN braun	23.03g	1
1-2236715-2	1-2236715-1	REV	COD. Kod.	DESCRIPTION	MATERIAL	FINISH	WEIGHT (g)	ITEM NO
C	C	REVISION OF EACH ASSY NO (WHEN BLANK, USE DWG REVISION)						
B	A	CODING						
145.43g	145.43g	WEIGHT OF EACH ASSY NO (g)						

PARTS LIST

AS SHOWN 1-2236715-1
Wie gezeigt

DIMENSIONING AND TOLERANCING ACC. TO:
DIN 16742
DIN EN ISO 8015 (AD) ISO 291
DIN EN ISO 14405

TOLERANCES UNLESS OTHERWISE SPECIFIED ACC. TO DIN 16901-140 (CENTRIC TO NOMINAL DIMENSION. EDITION 1982-11 SHALL APPLY.
Freimasstoleranzen nach DIN 16901-140. Es gilt die Ausgabe 1982-11.

PRODUCT CHARACTERISTICS ACC. QMP EMEA_12
BESONDERE MERKMALE NACH QMP EMEA_12

DIESE ZEICHNUNG IST EIN KONTROLLIERTES DOKUMENT.
BEMASSUNGEN UND TOLERANZEN GEMAESS GPS (ISO STANDARDS).

THIS DRAWING IS A CONTROLLED DOCUMENT.
DIMENSIONING AND TOLERANCING PER GPS (ISO STANDARDS).

DWN A.Kidane 13DEC2013
CHK T. Kilian 16DEC2013
APVD Ch.Eberwein 17DEC2013

DIMENSIONS: MASSEINHEITEN: mm
TOLERANCES UNLESS OTHERWISE SPECIFIED: ALLGEMEINTOLERANZEN
0 PLC ±
1 PLC ±
2 PLC ±
3 PLC ±
4 PLC ±
ANGLES/WINKEL ±1°

MATERIAL: SEE TABLE / Siehe Tabelle
FINISH/OBERFLAECHE/FARBE: SEE TABLE / Siehe Tabelle

PRODUCT SPEC PRODUKTSPEZ. 108-94845 (C1)
APPLICATION SPEC VERARBEITUNGSSPEZ. 114-94733 (C1)
WEIGHT GEWICHT: SEE TABLE

TE Connectivity

NAME: 36POS.TAB1.5X0.64.HEADER ASSY.90DEG
36pol..Flachst.1.5x064.Messerleiste Assy.90Grad
-

SIZE A1 | CAGE CODE - | DRAWING NO ZEICHNUNGS-NR. C-2236715 | RESTRICTED TO NUR FUER -

CUSTOMER DRAWING /KUNDENZEICHNUNG | SCALE MASSSTAB 2:1 | SHEET BLATT 1 OF VON 1 | REV C1

DIMENSIONING AND TOLERANCING PER GPS (ISO STANDARDS).

4805 (3/13)