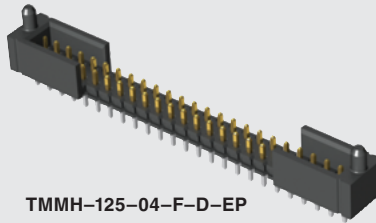





(2,00 mm) .0787"



TMMH-116-04-L-6



FLEXIBLE THROUGH-HOLE HEADER

SPECIFICATIONS

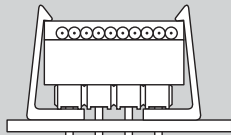
For complete specifications see www.samtec.com?TMMH

- Insulator Material:** Black Liquid Crystal Polymer
- Terminal Material:** Phosphor Bronze
- Plating:** Sn or Au over 50µ" (1,27 µm) Ni
- Current Rating (TMMH/ESQT):** 4.5 A per pin (1 pin powered per row)
- Current Rating (TMMH/SQT):** 5.1 A per pin (1 pin powered per row)
- Operating Temp Range:** -55°C to +105°C with Tin; -55°C to +125°C with Gold
- Voltage Rating:** 500 VAC mated with SQW
- RoHS Compliant:** Yes
- Lead-Free Solderable:** Yes

Mates with:
CLT, SQT, SQW,
ESQT, TLE, SMM,
MMS, TCSD

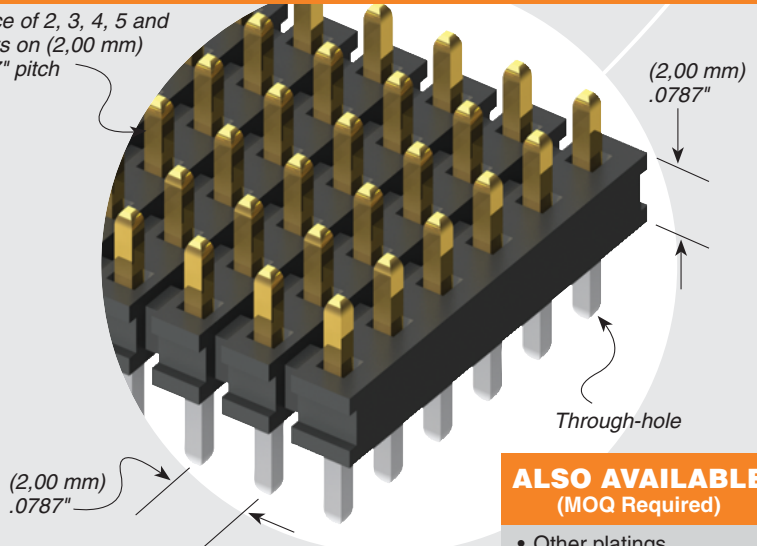


APPLICATION



Retention Clip Option (-RC)

Choice of 2, 3, 4, 5 and 6 rows on (2,00 mm) .0787" pitch



ALSO AVAILABLE (MOQ Required)

- Other platings
- Contact Samtec.

RECOGNITIONS

For complete scope of recognitions see www.samtec.com/quality



Note: Some lengths, styles and options are non-standard, non-returnable.

TMMH

1

NO. PINS PER ROW

LEAD STYLE

PLATING OPTION

03 thru 50

Specify LEAD STYLE from chart

-F = Gold flash on post, Matte Tin on tail

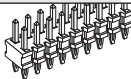
-L = 10µ" (0,25 µm) Gold on post, Matte Tin on tail

-T = Matte Tin

Other Solutions

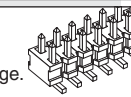
Press Fit

See PTT Series.



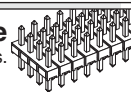
Surface Mount

See previous page.




Low Profile

See TMM Series.



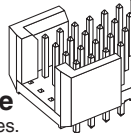
Right Angle Four Row

See TMM Series.

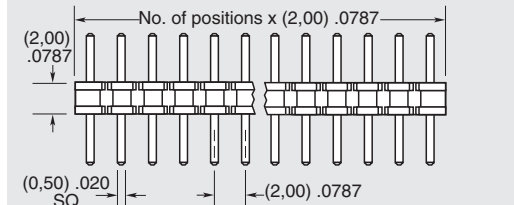
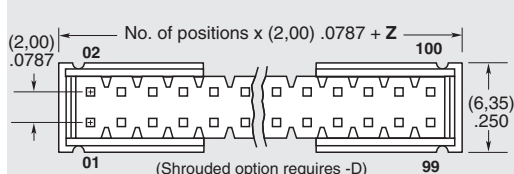
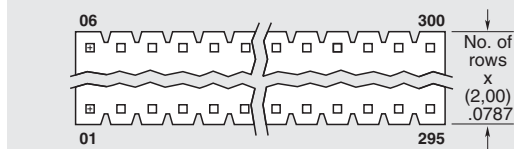


Shrouded Four Row Vertical & Right Angle

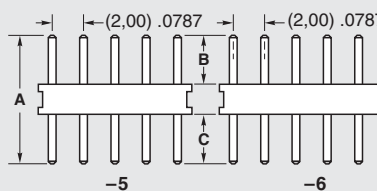
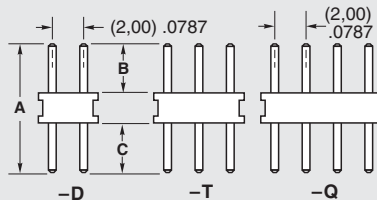
See TMMS Series.




Paste In Hole (PIH) processing. Contact Samtec ASP Group for part customization.

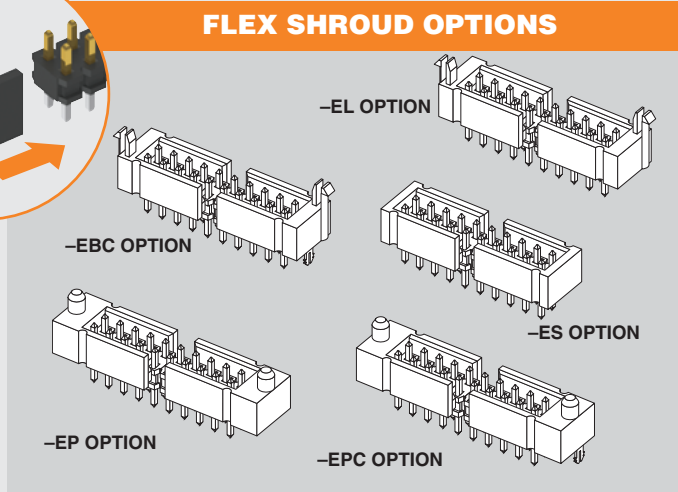
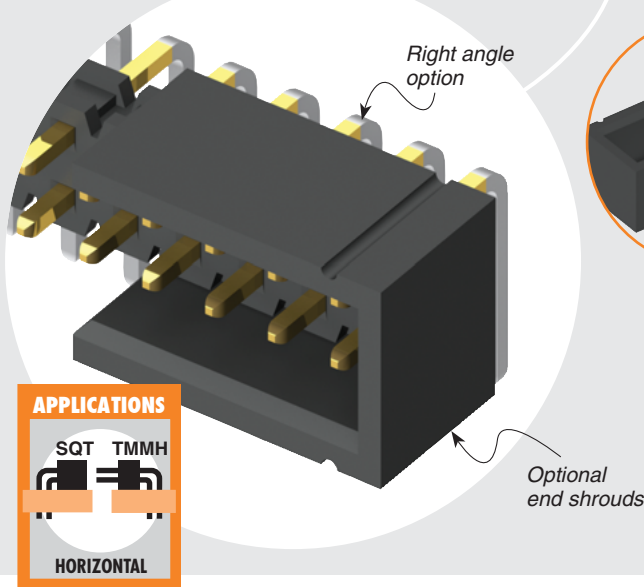


OPTION	Z	LEAD STYLE	A	B	C
-ES	(2,92) .115	-01	(7,67) .302	(3,20) .126	(2,46) .097
-EC	(4,70) .185	-04	(6,45) .254	(1,91) .075	(2,57) .101
-EP & -EPC	(6,10) .240	-05	(5,94) .234	(1,65) .065	(2,29) .090
-EL & -EBC	(4,45) .175	-06	(8,74) .344	(3,20) .126	(3,53) .139





TMMH SERIES

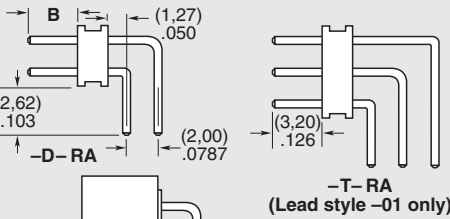


ROW OPTION

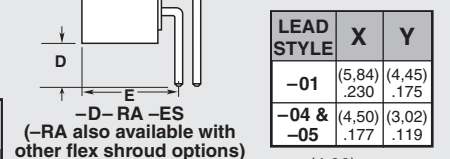
- D**
= Double Row
(Required for Flex Shroud option)
- T**
= Triple Row
- Q**
= Four Row
- 5**
= Five Row
- 6**
= Six Row

TAIL OPTION

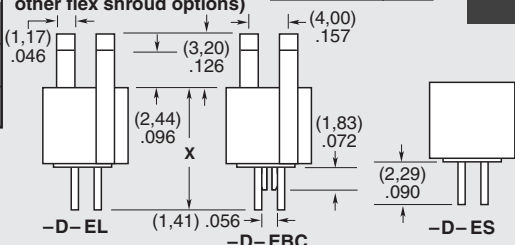
- RA**
= Right Angle
(Double & Triple Row only)
(-ES, -EP, -EL Double Row only)
(-EC, -EBC and -EPC not available)
(-06 Lead style not available)



LEAD STYLE	D	E
-01	(2,34) .092	(6,60) .260
-04	(2,62) .103	(5,26) .207
-05	(3,12) .123	(5,26) .207



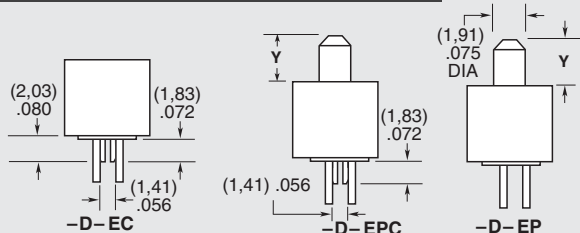
LEAD STYLE	X	Y
-01	(5,84) .230	(4,45) .175
-04 & -05	(4,50) .177	(3,02) .119



FLEX SHROUD OPTIONS

Flex Shroud requires -D row & 9 pins/row minimum
(For board-to-board interfaces. Will not mate with TCSD)

- ES**
= End Shroud
- EC**
= End Shroud with Locking Clip
(Manual placement required)
- EP**
= End Shroud with Guide Post
- EL**
= End Shroud with Board Lock
(Boards are positively locked and cannot be unmated)
- EBC**
= End Shroud with Board Lock and Locking Clip
(Boards are positively locked and cannot be unmated)
- EPC**
= End Shroud with Guide Post and Locking Clip
(Manual placement required)



OTHER OPTIONS

- “XXX”**
= Polarized Position
(Specify position of omitted pin)
- RC**
= Retention Clip
(Mates to TCSD)
(Double row only, minimum position 4 and available only -06 lead style)

