ITEM	ITEM DESCRIPTION	COLOR	FCI PART NUMBER	MATERIAL/SPEC	RECYCLING CODE	APPROX. WEIGHT	NO OF ITEMS REQUIRED		
1	FEMALE HOUSING W/O LOCK RAMP	BLACK	F545000	WSK-M4D673-A	PA66 GF35	(5.10g)			
1	FEMALE HOUSING WITH LOCK RAMP	BLACK	S629300	WSK-M4D673-A	PA66 GF35	(5.15g)	1	1	1
2	FEMALE TPA KEY A	GREY	F645000	WSK-M4D673-A	PA66 GF35	(1.68g)	1		
2	FEMALE TPA KEY B	BLUE	F436000	WSK-M4D673-A	PA66 GF35	(1.68g)		1	
2	FEMALE TPA KEY B (Special)	NATURAL	S873500	WSK-M4D673-A	PA66 GF35	(1.68g)			1
3	RING SEAL	BURNT ORANGE	F646000	ESB-M2D280-A	N/A	(0.07g)	1	1	1

C10

FORD PART NUMBER	FCI P/N	
AU5T-14A464-TCA	F219600	C19
8U5T-14A464-MAC	F119300	C8
8U5T-14A464-FAC	F019300	

A1 A2 A3 A4 C15 B8 B9

APPLICABLE COMPONENTS					APPLICABLE WIRE TYPE & SIZE
ITEM DESCRIPTION	COLOR/ PLATING	FORD COMP. PART NUMBER	FCI COMP. PART NUMBER	MATERIAL/SPEC	
2.8mm SEALED SYSTEM TERMINAL (F)	Au	9U5T-14474-KA	54001879		18-20 AWG
2.8mm SEALED SYSTEM TERMINAL (F)	Au	9U5T-14474-JA	54001448		14-16 AWG
2.8mm SEALED SYSTEM TERMINAL (F)	Sn	XL3T-14474-DA	54001840		18-20 AWG
2.8mm SEALED SYSTEM TERMINAL (F)	Sn	XL3T-14474-AA	54001432		14-16 AWG
WIRE SEAL	GREEN	8U5T-14603-MA	F676000	ESB-M2D280-A2	18-20 AWG
WIRE SEAL	BLUE	8U5T-14603-NA	F576000	ESB-M2D280-A2	14-16 AWG

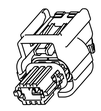

SCALE 1:1

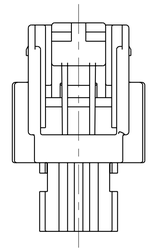

OPTIONAL CONSTRUCTION
WITHOUT LOCK-RAMP FEATURES
C5

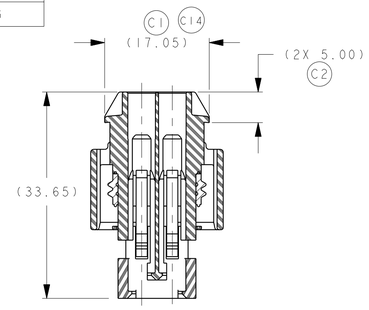

SECTION B-B

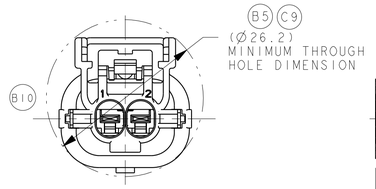

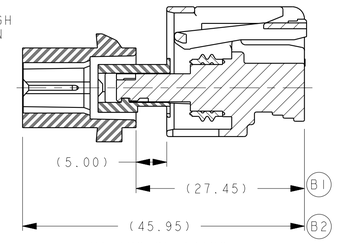

MATING CLEARANCE
(REFERENCE ONLY)

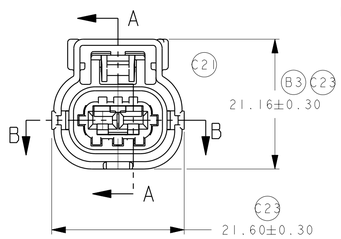

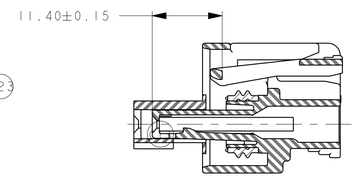

SECTION A-A

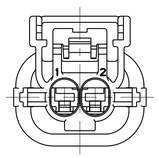

C22

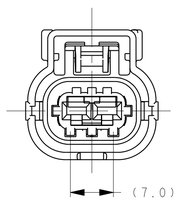

KEY A
(8U5T-14A464-FAC)

C22

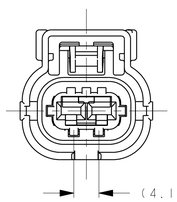

KEY B
(8U5T-14A464-MAC)

C22

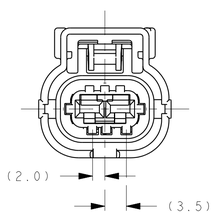

KEY C

C22

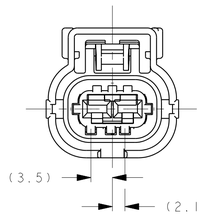

KEY D

THIS CONNECTOR IS A NON-STANDARD VARIANT OF KEY B AND IS INTENDED FOR USE ONLY WITH ONE SPECIFIC NON-STANDARD INTERFACE AND SHOULD NOT BE USED IN ANY OTHER APPLICATION

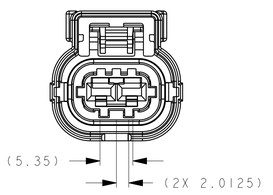

KEY B (Special)
SCALE 2.000
C16

NOTES:

1. PART MUST CONFORM TO THE ELECTRICAL CONNECTION SYSTEM DESIGN SPECIFICATION (SDS) REVISION 14.0 DATED DEC,2006
2. (B6) PART MUST CONFORM TO SAE/USCAR-2 REV 5 FOR COMPONENT TEMPERATURE CLASS 3, FOR PERFORMANCE CRITERIA & EXCEPTIONS SEE FCI DVP&R DOCUMENT 08-005, 08-051
3. (C6) MAXIMUM INSERTION FORCE FULLY POPULATED WITH Au TERMINALS: 21.03 N
4. ALL PLASTIC PARTS MUST HAVE MATERIAL IDENTIFICATION SYMBOLS CLEARLY MARKED, WHEREVER PACKAGE SIZE PERMITS.
5. FORD MOTOR COMPANY APPROVAL REQUIRED FOR ALL SOURCING AND TOOLING OF THIS PART.
6. FOR ENGINEERING APPROVED SOURCE SEE ENGINEERING RELEASE.
7. ENGINEERING APPROVAL OF SAMPLE FROM EACH SUPPLIER IS REQUIRED PRIOR TO AUTHORIZATION OF PART PRODUCTION.
8. CHANGES IN DESIGN COMPOSITION OR PROCESSING FROM THE PART PREVIOUSLY APPROVED FOR PART PRODUCTION REQUIRES PRIOR ENGINEERING APPROVAL.
9. GENERAL TOLERANCES: ±0.3 ALL ONE PLACE DIMENSIONS,±0.10 ALL TWO PLACE DIMENSIONS, ±3° ALL ANGULAR TOLERANCES
10. (C20) PARTS ARE TO BE FREE OF SCRATCHES, DISCOLORATION, SALT RESIDUE OR OTHER IMPERFECTIONS THAT MAY AFFECT FUNCTION OR FIT OF PART
11. DRAWING CONFORMS TO AVP-(T401/T406) -001 REVISION C DATED 08-AUG-03
12. HEADER INTERFACE GEOMETRY SHOWN ON SHEET 2.
13. FOR HEADER BLADE INFORMATION SEE EWCAP DRAWING EWCAP-001.

B7

B11

C7

LTRS	REVISIONS			
ORIGINATOR	CHECKER	ENGR APP	MATL APP	

A RELEASE 8U5T-14A464-FAA AND 8U5T-14A464-MAA FOR PRODUCTION AUTHORITY
ARCHIVED DATE:
AELE-E-11786306-38 (*) * CAD: Y

CARRER	KIRZHNER	SPADONI	

A1 WAS 8U5T-14474-GA
A2 WAS 8U5T-14474-HA
ARCHIVED DATE:
AELE-E-11786306-061 (*) * CAD: Y

CARRER	RAUCHMAN	SPADONI	

A3 WAS 8U5T-14474-JA
A4 WAS 8U5T-14474-KA
ARCHIVED DATE:
AELE-E-11786306-062 (*) * CAD: Y

CARRER	RAUCHMAN	SPADONI	

A5 REVISED KEY WAY CALL OUT
ARCHIVED DATE:
AELE--E-11786306-074 (*) * CAD: Y

CARRER	RAUCHMAN	HOLCOMBE	

REMOVED 8U5T-14A464-FAA
8U5T-14A464-MAA
RELEASED 8U5T-14A464-FAB
8U5T-14A464-MAB
B1 WAS 30.05
B2 WAS 48.55
B3 WAS (25.60)
B4 WAS 19.45
B5 WAS 28.00
B6 UPDATED NOTE 2
B7 REMOVED NOTE
B8 WAS 54001876
B9 WAS 54001446
B10 MODIFIED CAVITY NUMBER SEQUENCE
B11 RELOCATED INTERFACE KEY VIEWS & SCALE WAS 4:1
ARCHIVED DATE:
AELE-E-11786306-077 (*) * CAD: Y

BUTCHER	RAUCHMAN	HOLCOMBE	

REMOVED 8U5T-14A464-FAB
8U5T-14A464-MAB
RELEASED 8U5T-14A464-FAC
8U5T-14A464-MAC
C1 ADDED DIM (16.70)
C2 ADDED DIM (2X 5.00)
C3 REMOVED VIEW SECTION C-C
C4 UPDATED DIM 3.90±0.15
C5 ADDED VIEW
C6 UPDATED NOTE 2
C7 UPDATED TITLE BLOCK
C8 UPDATED FCI ASSEMBLY NUMBERS
C9 WAS Ø26.2
C10 ADDED P/N FOR HOUSING WITH LOCK RAMPS
C11 UPDATED INTERFACE DIMENSIONS
DATE: 20090323
AELE-E-11786306-094

RRR	BUTCHER		

C12 INTERFACE VIEWS REDEFINED AND MOVED TO SHT 2
C13 ADDED NOTES 13 AND 14
C14 DIM (17.05) WAS (16.70)
C15 UPDATED APPLICABLE COMPONENTS TABLE
DATE: 20090518
AELE-E-11786306-099

BUTCHER	RAUCHMAN		

RELEASED AU5T-14A464-TCA
C16 ADDED VIEW FOR KEY Bs (SPECIAL)
C17 REVISED DRAWING SIZE & LAYOUT SHT1
C18 REVISED DRAWING SIZE & LAYOUT SHT2
C19 ADDED AU5T-14A464-TCA TO BOM
DATE: 20091030
AELE-E-11786306-114

HOLUB	RAUCHMAN		

C20 REMOVED NOTE #10 - REORDERED NOTES
C21 REMOVED 17.66, 3.90 AND 16.00
C22 CONVERTED KEYING DIMENSIONS TO REF.
C23 ADDED 21.16±0.30 AND 21.60±0.30
DATE: 20091113
AELE-E-11786306-111

HOLUB	RAUCHMAN		

REFERENCE	FCI - AUTOMOTIVE (7362) FOR INFORMATION CONTACT: FCI - AUTOMOTIVE (7362)
PART MUST COMPLY WITH MATERIAL SPECIFICATION WSS-M99P9999-A1 TO HELP SAFEGAURD HEALTH, SAFETY AND THE ENVIRONMENT.	
DRAFTED IN ACCORDANCE WITH FAO ENGINEERING DRAFTING STANDARD CURRENT AT INITIAL RELEASE	3 RD ANGLE PROJ DIMENSIONS IN MILLIMETERS

CAD TYPE	CAD LOC.	CAD FILE	EM
X-PROE	N/A	PCC0531107.drw	IS MASTER
OPER. NO.	UNIT	DRAWING 8U5T-14A464-FAC	
DESIGN CARRER	DETAIL	TITLE SLV ASY WIR CONN FEM	SHT 1 OF 2
CHECKED KIRZHNER	SAFETY		
SCALE 2:1	DATE 8-22-07	DIVISION / PLANT	Ford

C1

DRW SIZE A1/D

AU5T-14A464-TCA
8U5T-14A464-MAC

(2 WAY APEX 2.80mm FEMALE CONNECTOR)