

Distributed by:

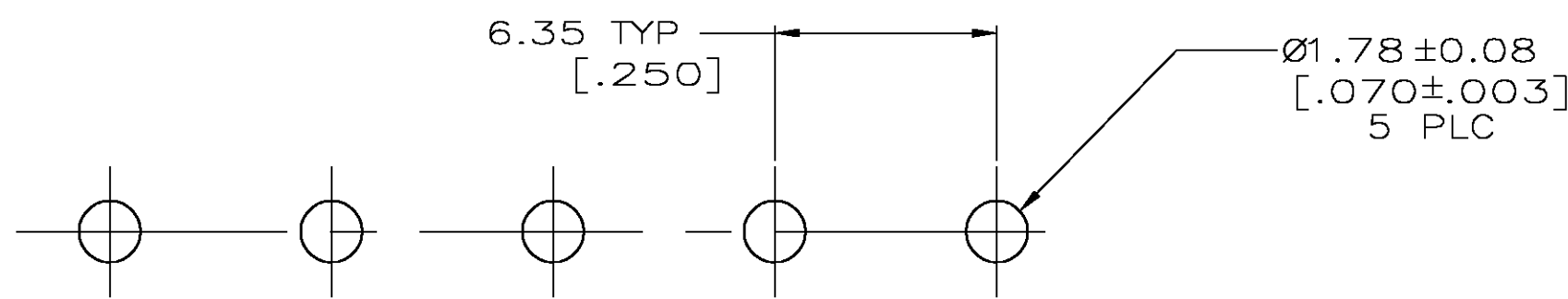
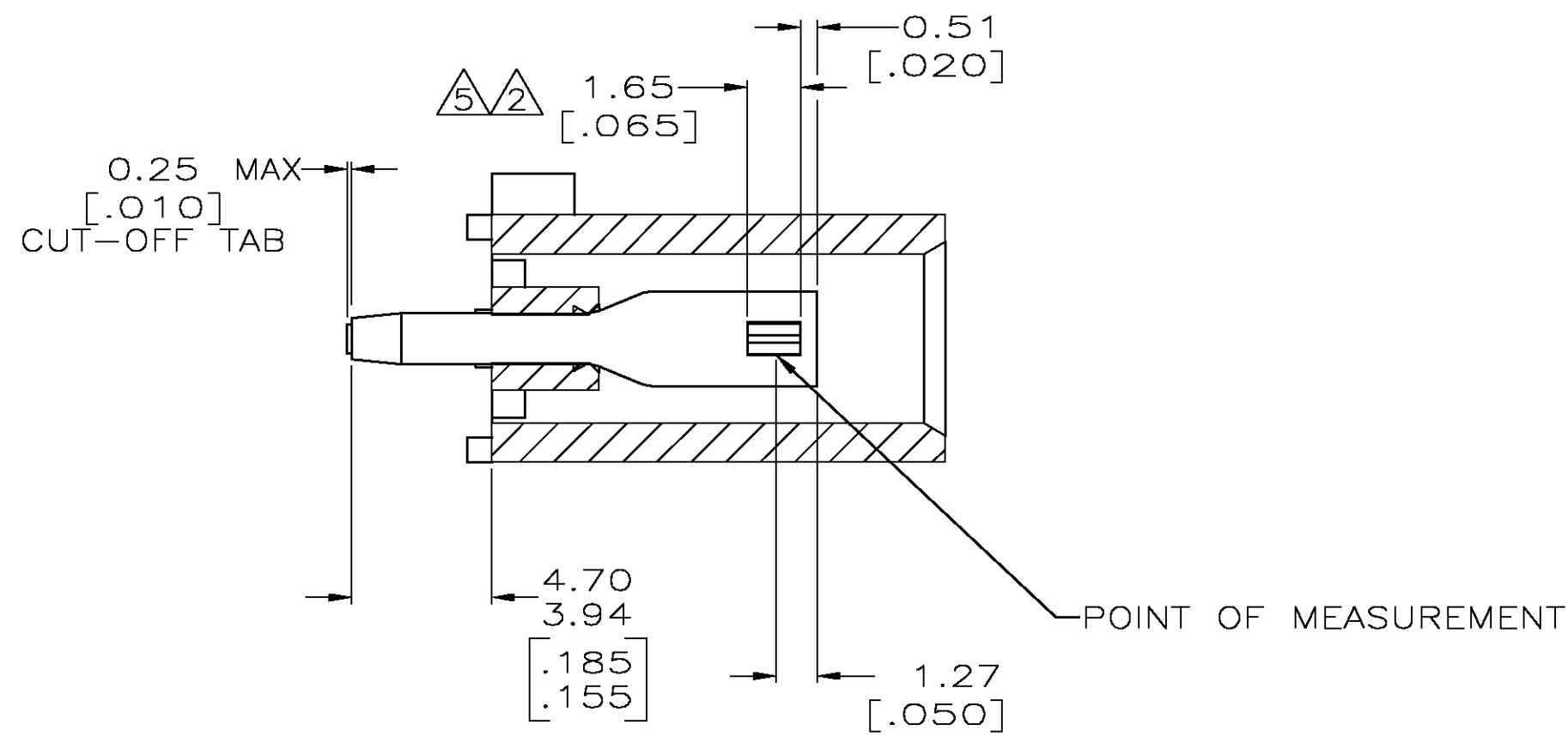
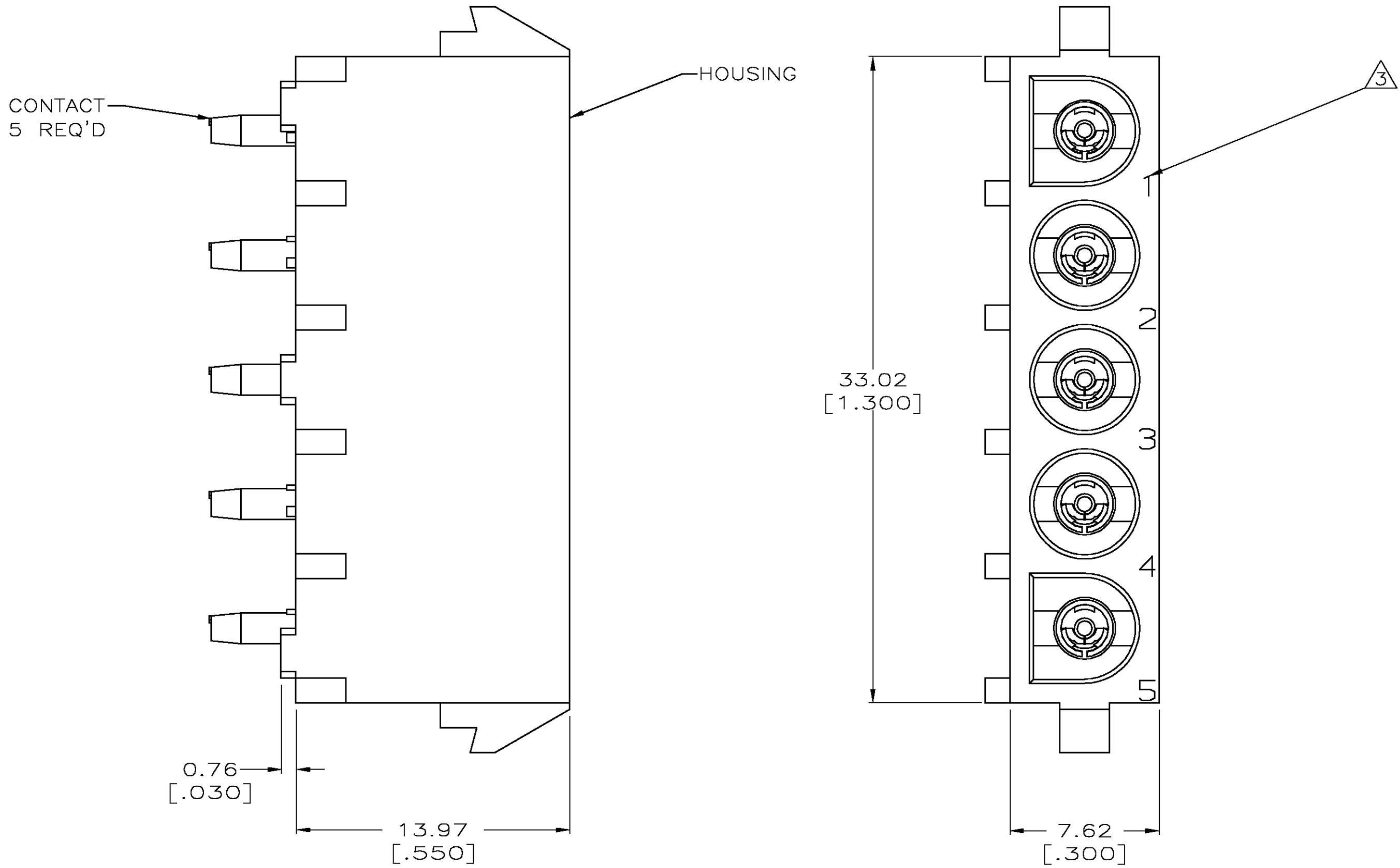
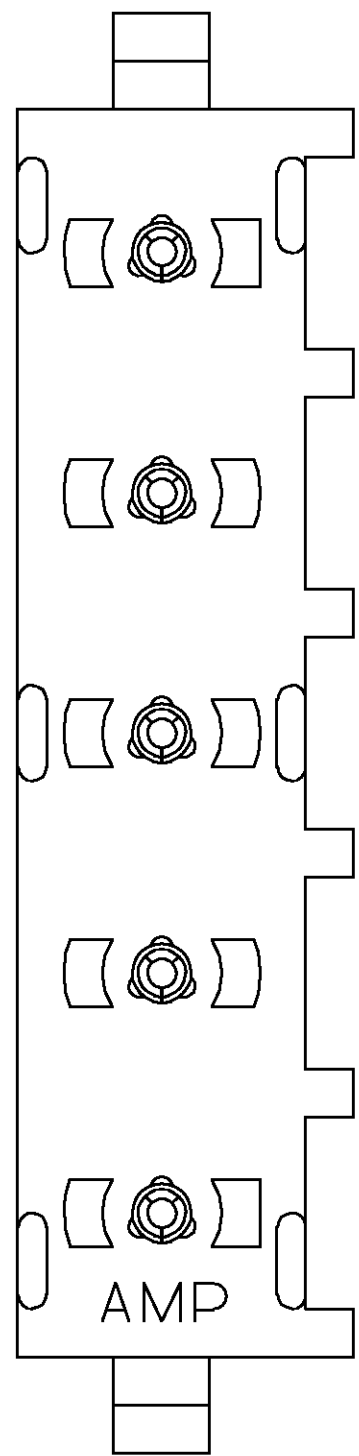
JAMECO[®]
ELECTRONICS

www.Jameco.com ♦ 1-800-831-4242

The content and copyrights of the attached
material are the property of its owner.

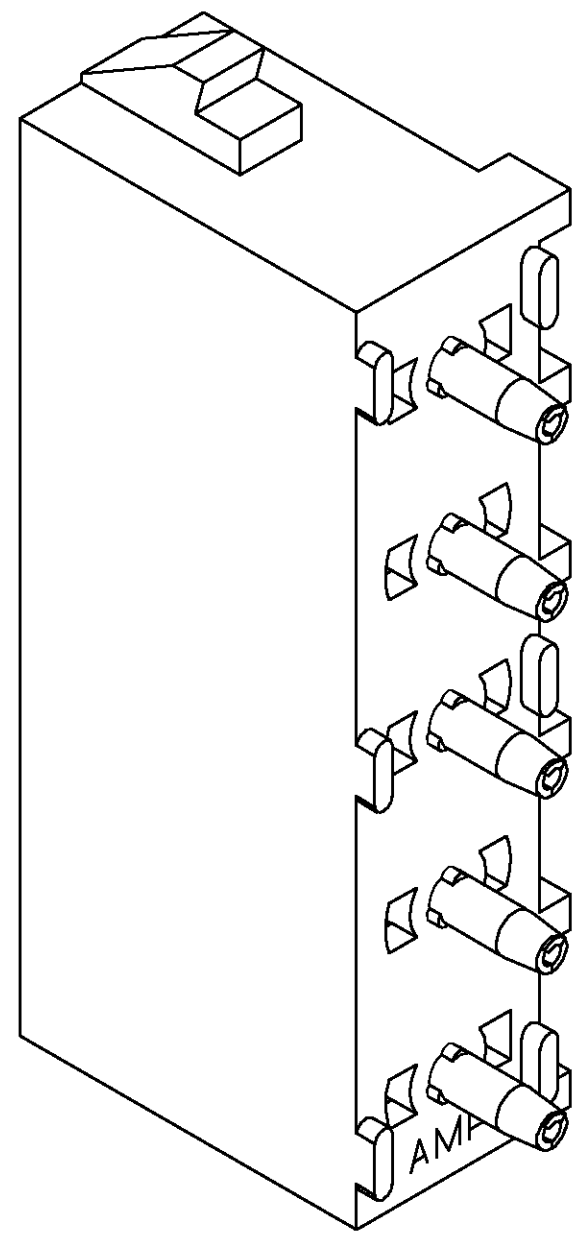
Jameco Part Number 965671

LOC	DIST	REVISIONS				
		P	LTR	DESCRIPTION	DATE	OWN
CM	00	N		REVISED PER EC 063B-1094-04	03FEB05	KW



RECOMMENDED MOUNTING HOLE PATTERN
FOR 1.57 [.062] THICK P.C. BOARD

- PARTS COMPLY TO AMP SOLDERABILITY SPECIFICATION 109-11-3.
- CONTACT IS PLATED OVERALL WITH 0.00127 [.000050] NICKEL, THEN 0.00076 [.000030] GOLD OVER CONTACT LENGTH INDICATED AND MATTE TIN LEAD ON SOLDER TAIL END.
- CIRCUIT IDENTIFICATION CHARACTERS ARE ADJACENT TO THE INDICATED CAVITIES, BUT LOCATION AND ORIENTATION MAY DIFFER FROM PRINT.
- DIMENSIONS IN BRACKETS ARE IN INCHES.
- CONTACT IS PLATED OVERALL WITH 0.00127 [.000050] NICKEL, THEN 0.00076 [.000030] GOLD OVER CONTACT LENGTH INDICATED AND MATTE TIN ON SOLDER TAIL END.



3-DIMENSIONAL MODEL
NTS

PHOSPHOR BRONZE, GOLD	NYLON,UL94V-0,WHITE	640901-3
PHOSPHOR BRONZE, PRE-TIN	NYLON,UL94V-0,RED	1-640901-2
PHOSPHOR BRONZE, GOLD	NYLON,UL94V-0,WHITE	640901-2
PHOSPHOR BRONZE, PRE-TIN	NYLON,UL94V-0,WHITE	640901-1
CONTACT MATERIAL AND FINISH	HOUSING MATERIAL	PART NUMBER

THIS DRAWING IS A CONTROLLED DOCUMENT.			DWG D. LEWIS	10-05-98	tyco <i>Electronics</i>	Tyco Electronics Corporation Greensboro, NC 27409		
DIMENSIONS: mm [INCHES]			CHK R. SWING	10-05-98		NAME M. TRULL SOCKET HEADER ASSEMBLY, 5 CIRCUIT UNIVERSAL MATE-N-LOK™ SIZE CAGE CODE DRAWING NO A1 00779 C=640901 RESTRICTED TO		
TOLERANCES UNLESS OTHERWISE SPECIFIED:			APPRO M. TRULL 10-05-98 PRODUCT SPEC					
0 PLC ± -			APPLICATION SPEC					
1 PLC ± -			WEIGHT					
2 PLC ± 0.13 [.005]			CUSTOMER DRAWING					
3 PLC ± -			SCALE					
4 PLC ± -			SHEET					
ANGLES ± 0.30°			REV					
FINISH			MATERIAL		SEE TABLE			
SEE TABLE			SEE TABLE		SEE TABLE			

