

REVISION BF

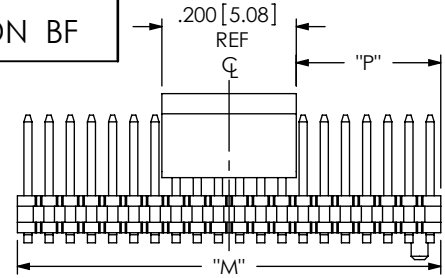
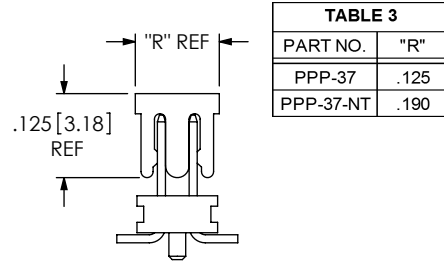


FIG 2
-P OPTION

(DIFFERENT AS SHOWN, OTHERWISE SAME AS FIG 1)



"M"= NO OF POS X .0315 [0.800]
"P"= ("M" - .200 [5.08]) / 2 ± .020 [0.51]

TABLE 3	
PART NO.	"R"
PPP-37	.125
PPP-37-NT	.190

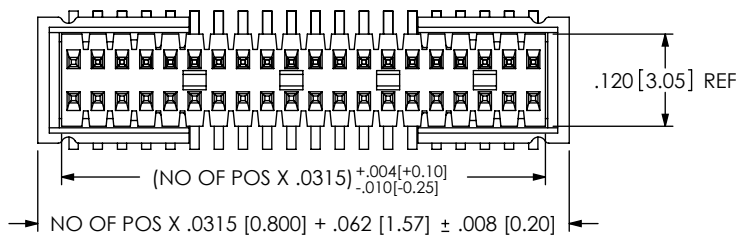


FIG 3

-ES OPTION (SNAPPED ON) (11 POS MIN)
(DIFFERENT AS SHOWN, OTHERWISE SAME AS FIG 1)

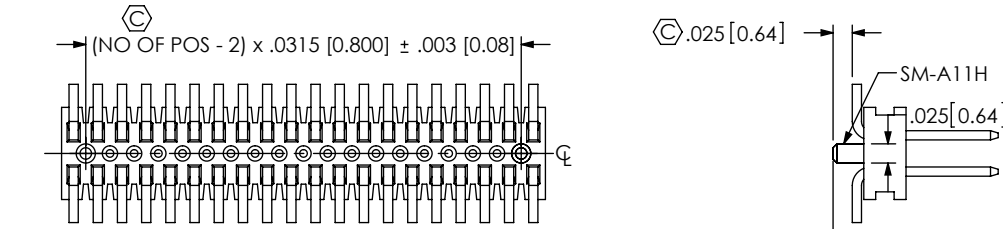
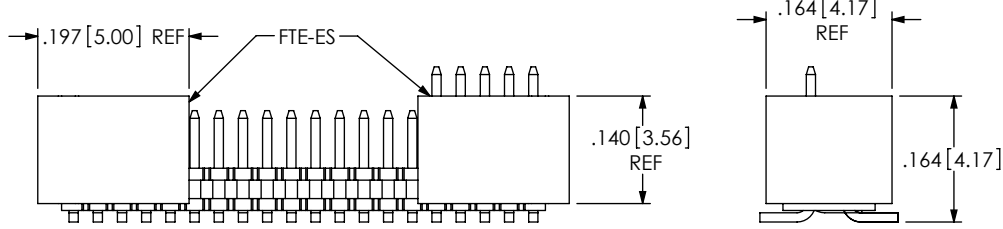


FIG 5

-A OPTION (STAKED) (7 POS MIN)
(DIFFERENT AS SHOWN OTHERWISE SAME AS FIG 1)

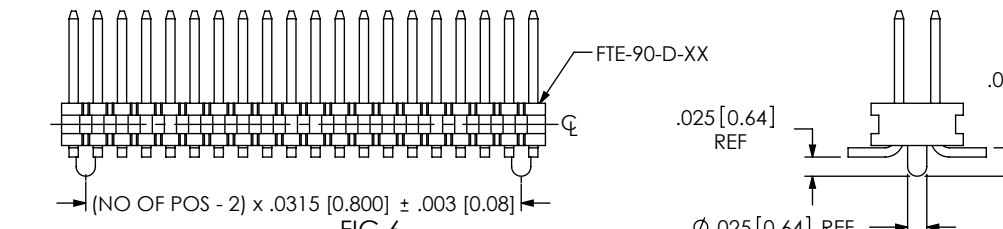


FIG 6

-A OPTION (MOLDED) (4 POS MIN)
(DIFFERENT AS SHOWN OTHERWISE SAME AS FIG 1)

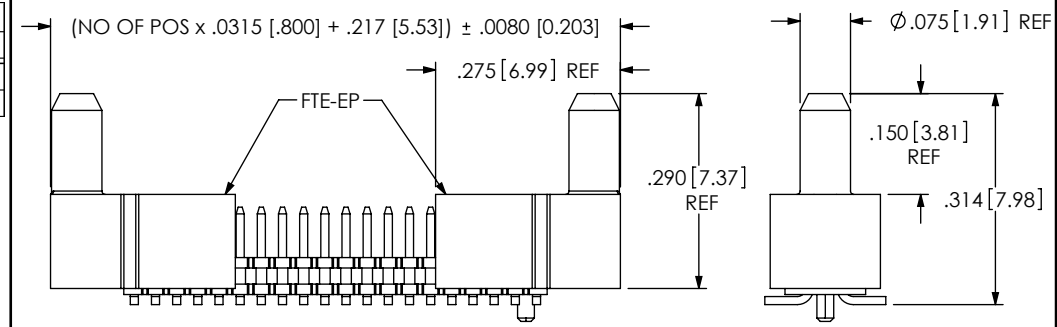


FIG 4

-EP OPTION
(DIFFERENT AS SHOWN, OTHERWISE SAME AS FIG 1)

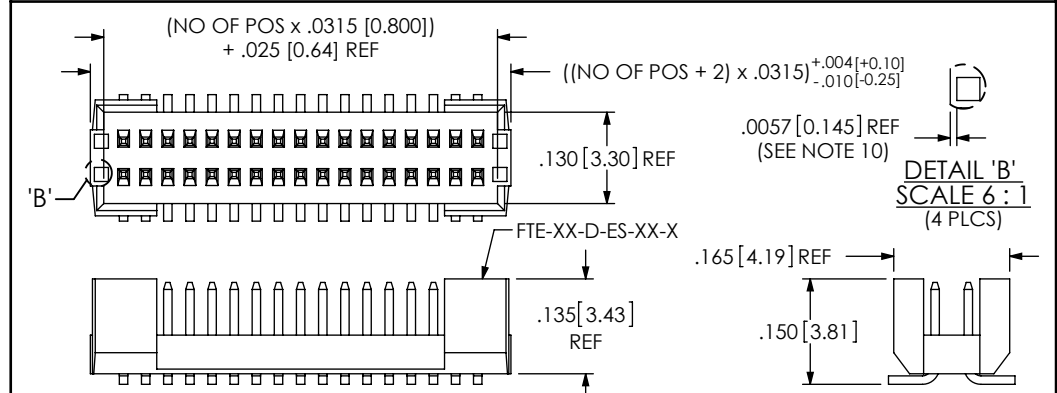


FIG 8

-ES OPTION (MOLDED) (5 POS MIN)
(DIFFERENT AS SHOWN, OTHERWISE SAME AS FIG 1)

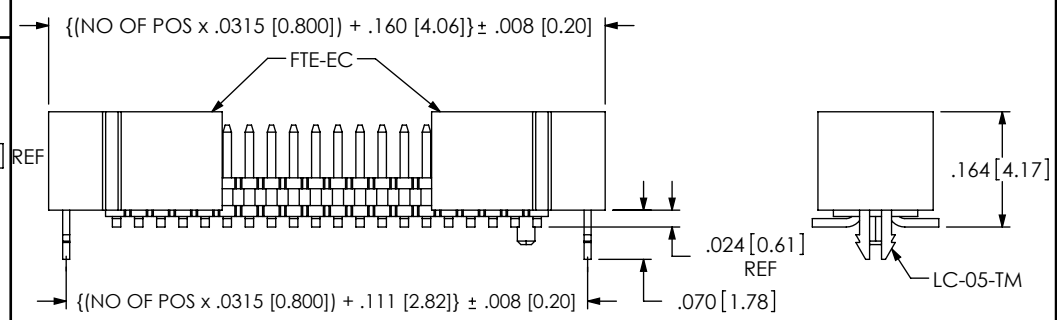


FIG 7

-EC OPTION
(DIFFERENT AS SHOWN, OTHERWISE SAME AS FIG 1)

PROPRIETARY NOTE
THIS DOCUMENT CONTAINS CONFIDENTIAL AND PROPRIETARY INFORMATION AND ALL DESIGN, MANUFACTURING, REPRODUCTION, USE, PATENT RIGHTS AND SALES RIGHTS ARE EXPRESSLY RESERVED BY SAMTEC, INC. THIS DOCUMENT SHALL NOT BE DISCLOSED, IN WHOLE OR PART, TO ANY UNAUTHORIZED PERSON OR ENTITY NOR REPRODUCED, TRANSFERRED OR INCORPORATED IN ANY OTHER PROJECT IN ANY MANNER WITHOUT THE EXPRESS WRITTEN CONSENT OF SAMTEC, INC.

DO NOT SCALE DRAWING

SHEET SCALE: 4:1

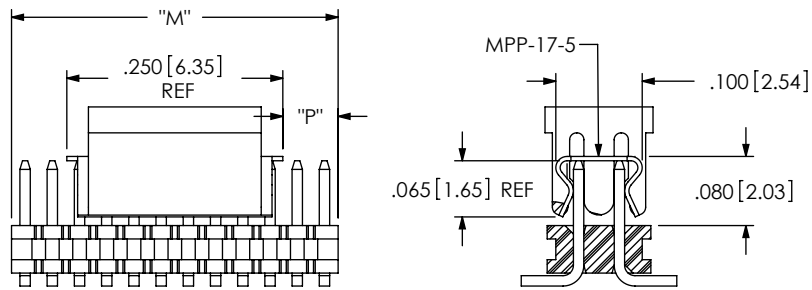
samtec

520 PARK EAST BLVD, NEW ALBANY, IN 47150
PHONE: 812-944-6733 FAX: 812-948-5047
e-Mail info@SAMTEC.com code 55322

DESCRIPTION:
.8MM x 1.2MM C.L. TERMINAL STRIP ASSM.

DWG. NO. FTE-1XX-XX-X-DV-XX-XX

BY: DEAN P 9/01/2009 SHEET 2 OF 3



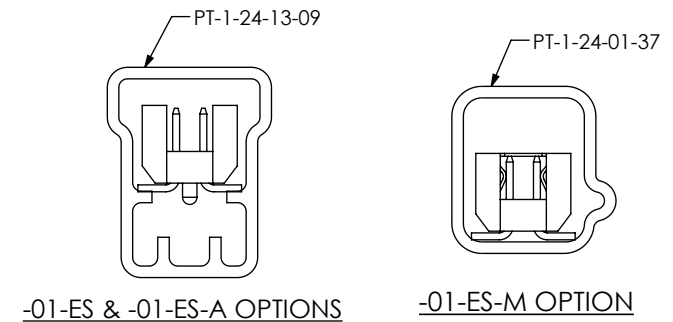
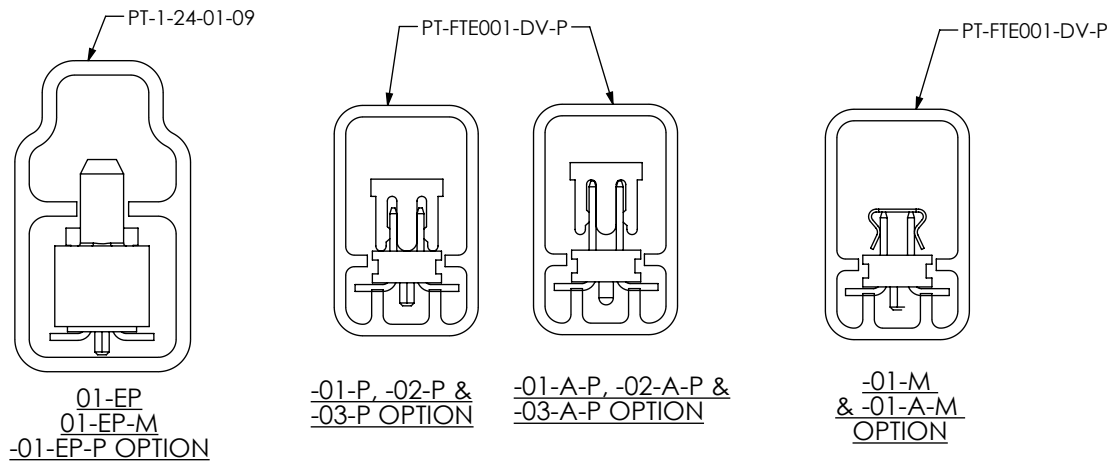
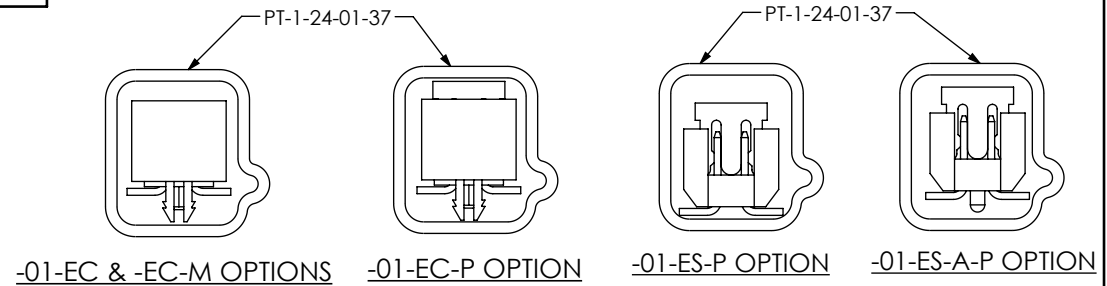
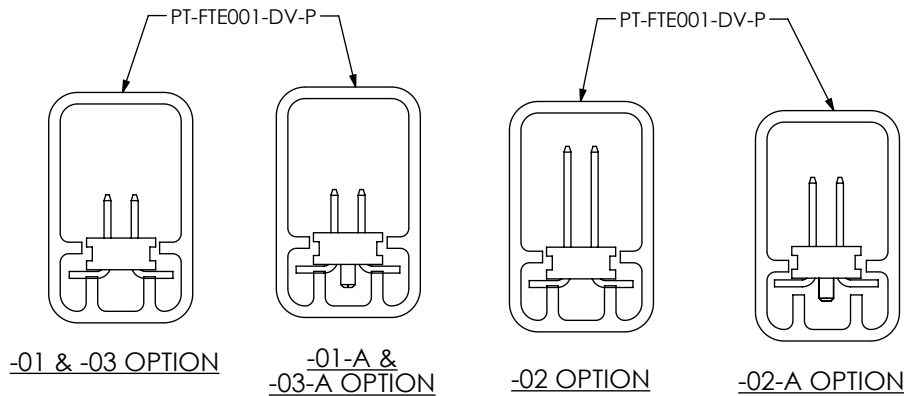
"M" = No OF POSITIONS x .0315 [0.800]

"P" = { ("M" - .250 [6.35]) / 2 } ±.020 [0.51]

FIG 9
-M OPTION
(DIFFERENT AS SHOWN, OTHERWISE SAME AS FIG 1)

PACKAGING TABLE

LEAD STYLE	OPTIONS	TUBE	PLUG
-01	NONE, -A	PT-FTE001-DV-P	TP-09
-02	NONE, -A	PT-FTE001-DV-P	TP-09
-03	NONE, -A	PT-FTE001-DV-P	TP-09
-01	-EC, -EC-P -EC-M, -ES-P, -ES-M, -ES-A-P	PT-1-24-01-37	TP-24
-01	-EP, -EP-M, -EP-P	PT-1-24-01-09	TP-24
-01, -02, -03	-P, -A-P	PT-FTE001-DV-P	TP-09
-01	-M, -AM	PT-FTE001-DV-P	TP-09
-01	-ES-A, -ES	PT-1-24-13-09	TP-24



PROPRIETARY NOTE
THIS DOCUMENT CONTAINS CONFIDENTIAL AND PROPRIETARY INFORMATION AND ALL DESIGN, MANUFACTURING, REPRODUCTION, USE, PATENT RIGHTS AND SALES RIGHTS ARE EXPRESSLY RESERVED BY SAMTEC, INC. THIS DOCUMENT SHALL NOT BE DISCLOSED, IN WHOLE OR PART, TO ANY UNAUTHORIZED PERSON OR ENTITY NOR REPRODUCED, TRANSFERRED OR INCORPORATED IN ANY OTHER PROJECT IN ANY MANNER WITHOUT THE EXPRESS WRITTEN CONSENT OF SAMTEC, INC.

DO NOT SCALE DRAWING

SHEET SCALE: 4:1

samtec

520 PARK EAST BLVD, NEW ALBANY, IN 47150
PHONE: 812-944-6733 FAX: 812-948-5047
e-Mail: info@SAMTEC.com code 55322

DESCRIPTION:
.8MM x 1.2MM C.L. TERMINAL STRIP ASSM.

DWG. NO. **FTE-1XX-XX-X-DV-XX-XX**

BY: DEAN P 9/01/2009 SHEET 3 OF 3