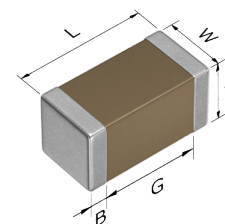


CGA3E2X7R2A103K080AA



TDK item description CGA3E2X7R2A103KT****

| | |
|---------------------|---------------------------------------|
| Applications | Automotive Grade |
| Feature | Mid Voltage (100 to 630V) AEC-Q200 |
| Series | CGA3(1608) [EIA 0603] |
| Status | Production |



| Size | |
|-------------------------------|--|
| Length(L) | 1.60mm ±0.10mm |
| Width(W) | 0.80mm ±0.10mm |
| Thickness(T) | 0.80mm ±0.10mm |
| Terminal Width(B) | 0.20mm Min. |
| Terminal Spacing(G) | 0.30mm Min. |
| Recommended Land Pattern (PA) | 0.70mm to 1.00mm(Flow Soldering) 0.60mm to 0.80mm(Reflow Soldering) |
| Recommended Land Pattern (PB) | 0.80mm to 1.00mm(Flow Soldering) 0.60mm to 0.80mm(Reflow Soldering) |
| Recommended Land Pattern (PC) | 0.60mm to 0.80mm(Flow Soldering) 0.60mm to 0.80mm(Reflow Soldering) |

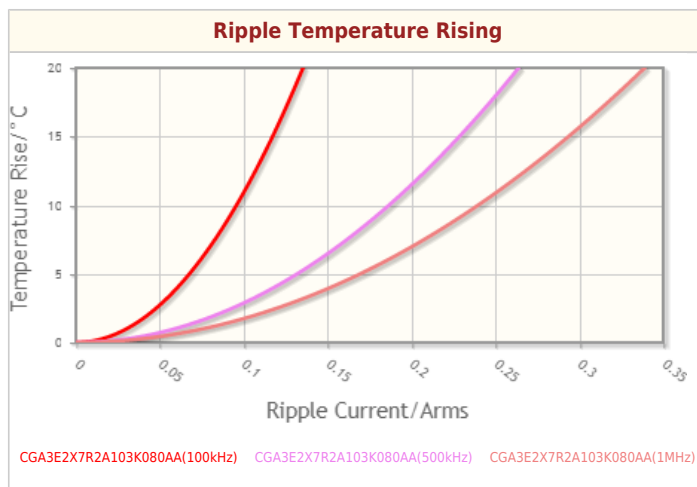
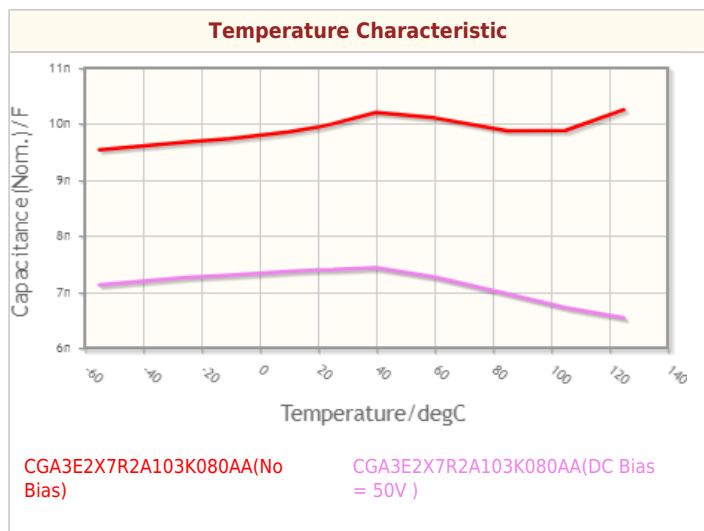
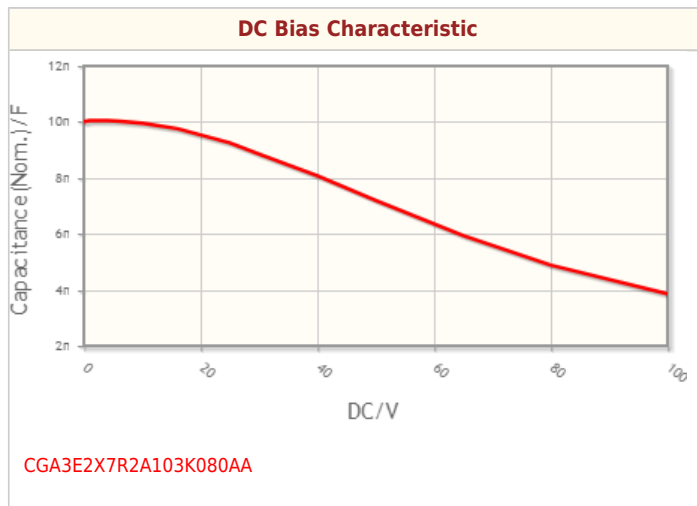
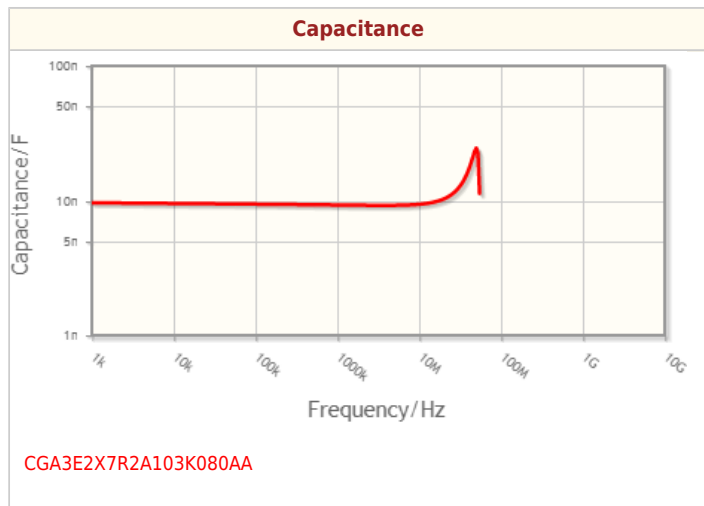
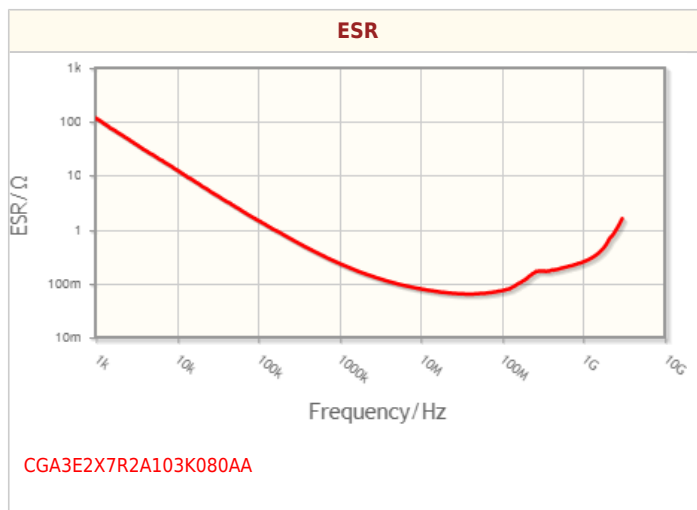
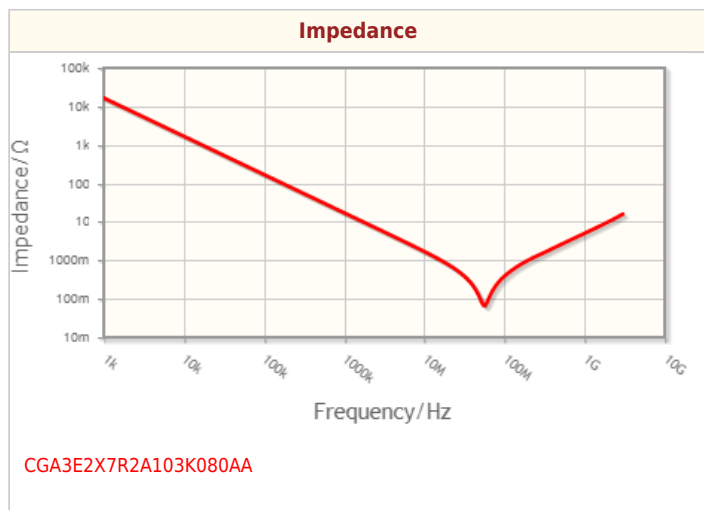
| Electrical Characteristics | |
|------------------------------|-----------|
| Capacitance | 10nF ±10% |
| Rated Voltage | 100VDC |
| Temperature Characteristic | X7R(±15%) |
| Dissipation Factor (Max.) | 3% |
| Insulation Resistance (Min.) | 10000MΩ |

| Other | |
|------------------|------------------------------------|
| Soldering Method | Wave (Flow) Reflow |
| AEC-Q200 | Yes |
| Packing | Punched (Paper)Taping [180mm Reel] |
| Package Quantity | 4000pcs |

CGA3E2X7R2A103K080AA

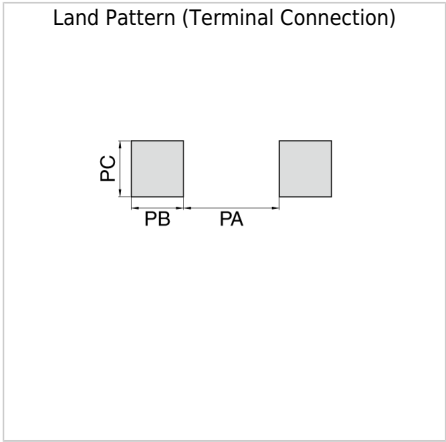


Characteristic Graphs(This is reference data, and does not guarantee the products characteristics.)





Associated Images



! Images are for reference only and show exemplary products.
! This PDF document was created based on the data listed on the TDK Corporation website.
! All specifications are subject to change without notice.