

Bus system cable - SAC-4P-M12MSD/ 2,0-933/M12MSD - 1524378

Please be informed that the data shown in this PDF Document is generated from our Online Catalog. Please find the complete data in the user's documentation. Our General Terms of Use for Downloads are valid
(<http://phoenixcontact.com/download>)



Bus system cable, PROFINET CAT5 (100 Mbps), 4-position, PVC/PVC, green RAL 6018, shielded, Plug straight M12, coding: D, on Plug straight M12, coding: D, cable length: 2 m



Key Commercial Data

Packing unit	1 pc
GTIN	 4 046356 021456
GTIN	4046356021456
Weight per Piece (excluding packing)	161.450 g
Custom tariff number	85444290
Country of origin	Poland

Technical data

Dimensions

Length of cable	2 m
-----------------	-----

Ambient conditions

Ambient temperature (operation)	-25 °C ... 90 °C (Plug / socket)
Degree of protection	IP65
	IP67

General

Note	This product corresponds to the PROFINET Cabling and Interconnection Technology Guideline for PROFINET regulations, version 2.00, order no: 2.252, Chapter 10.1 Cord Sets for Balanced Cabling
Rated current at 40°C	4 A
Rated voltage	48 V AC

Bus system cable - SAC-4P-M12MSD/ 2,0-933/M12MSD - 1524378

Technical data

General

	60 V DC
Number of positions	4
Insulation resistance	$\geq 100 \text{ M}\Omega$
Coding	D - data
Status display	No
Overvoltage category	II
Degree of pollution	3
Insertion/withdrawal cycles	≥ 100

Material

Flammability rating according to UL 94	V0
Contact material	CuSn
Contact surface material	Ni/Au
Contact carrier material	PA 6.6
Material of grip body	TPU, hardly inflammable, self-extinguishing
Material, knurls	Zinc die-cast, nickel-plated
Sealing material	NBR

Standards and Regulations

Flammability rating according to UL 94	V0
--	----

Cable

Cable abbreviation	2YY(ST)CY
UL AWM style	21694
Cable structure	1x4xAWG22/7; SF/TQ
Conductor cross section	4x 0.34 mm ²
AWG signal line	22
Conductor structure signal line	7x 0.25 mm
Core diameter including insulation	1.55 mm
Wire colors	White, yellow, blue, orange
Overall twist	Star quad
Shielding	Aluminum-coated foil, tinned copper braided shield
Optical shield covering	85 %
External sheath, color	green RAL 6018
Outer sheath thickness	approx. 0.9 mm
External cable diameter D	6.5 mm ± 0.2 mm
Minimum bending radius, fixed installation	3 x D
Minimum bending radius, flexible installation	7 x D
Cable weight	67 kg/km

Bus system cable - SAC-4P-M12MSD/ 2,0-933/M12MSD - 1524378

Technical data

Cable

Outer sheath, material	PVC
Material, inner sheath	PVC
Material conductor insulation	PE
Conductor material	Tin-plated Cu litz wires
Insulation resistance	$\geq 500 \text{ M}\Omega \cdot \text{km}$
Loop resistance	$\leq 120.00 \text{ }\Omega/\text{km}$
Wave impedance	$100 \text{ }\Omega \pm 15 \text{ }\Omega$ (at 100 MHz)
Near end crosstalk attenuation (NEXT)	80 dB (with 1 MHz)
	76 dB (at 4 MHz)
	70 dB (at 10 MHz)
	65 dB (at 16 MHz)
	63 dB (at 20 MHz)
	60 dB (at 31.25 MHz)
	55 dB (at 62.5 MHz)
	50 dB (at 100 MHz)
	2.1 dB (with 1 MHz)
	4 dB (at 4 MHz)
Attenuation	6.3 dB (at 10 MHz)
	8 dB (at 16 MHz)
	9 dB (at 20 MHz)
	11.4 dB (at 31.25 MHz)
	16.5 dB (at 62.5 MHz)
	21.3 dB (at 100 MHz)
	0.66 c
Signal speed	0.66 c
Signal runtime	5.3 ns/m
Coupling resistance	$\leq 20.00 \text{ m}\Omega/\text{m}$ (at 10 MHz)
Nominal voltage, cable	600 V
Test voltage Core/Core	2000 V (50 Hz, 1 min.)
Test voltage Core/Shield	2000 V (50 Hz, 1 min.)
Flame resistance	according to UL 1685 (CSA FT 4)
Resistance to oil	Resistant to oil to a limited extent
Other resistance	UV resistant According to UL 1581, Section 1200
Ambient temperature (operation)	-40 °C ... 70 °C (cable, fixed installation)
	-40 °C ... 70 °C (cable, flexible installation)

Environmental Product Compliance

China RoHS	Environmentally friendly use period: unlimited = EFUP-e
------------	---

Bus system cable - SAC-4P-M12MSD/ 2,0-933/M12MSD - 1524378

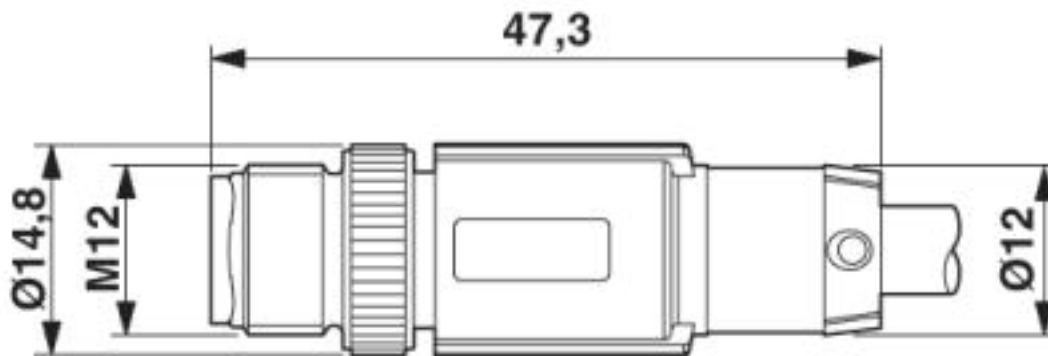
Technical data

Environmental Product Compliance

	No hazardous substances above threshold values
--	--

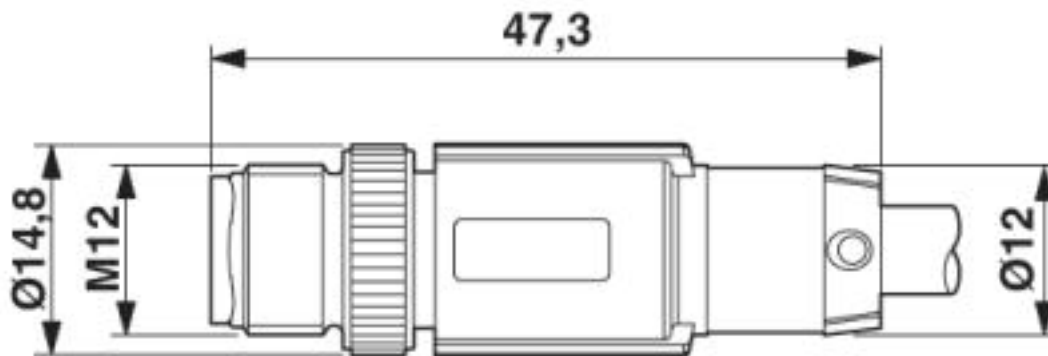
Drawings

Dimensional drawing



Plug, M12 x 1, straight, shielded


Dimensional drawing



Plug, M12 x 1, straight, shielded

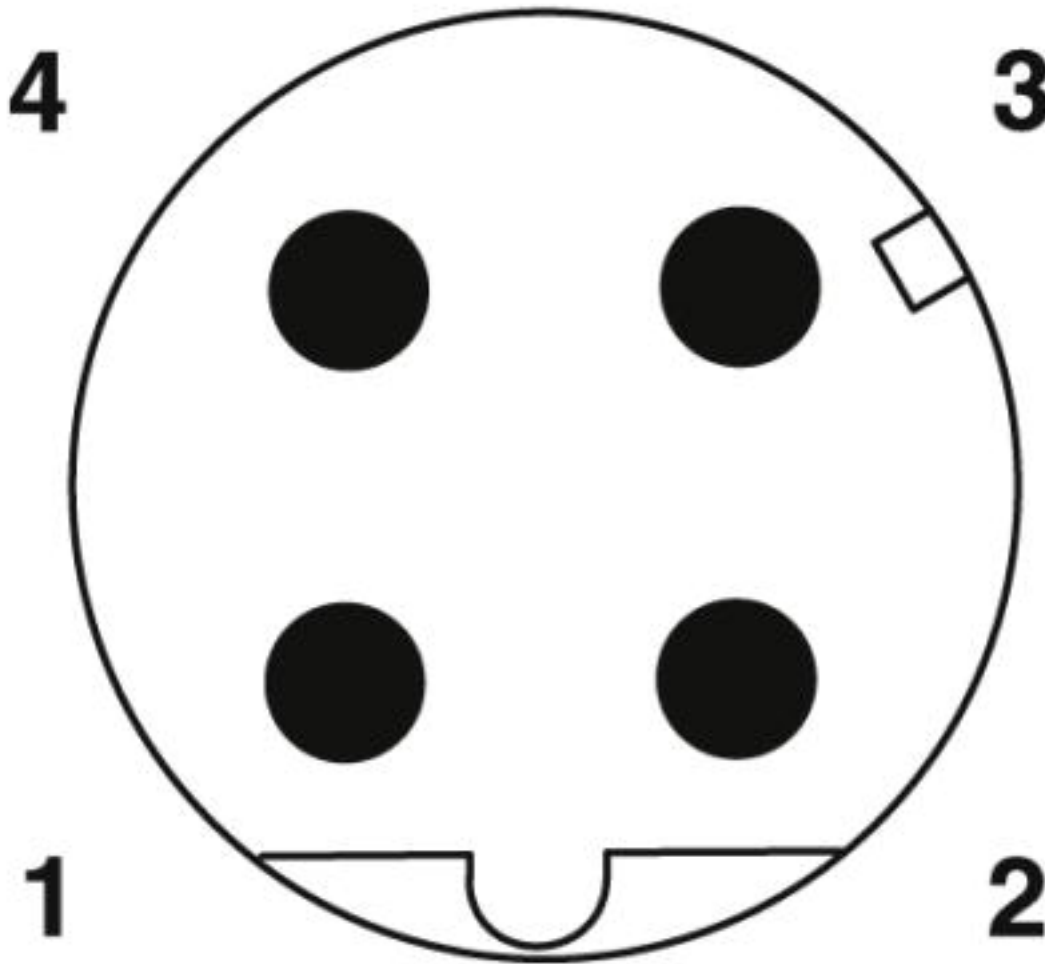
Bus system cable - SAC-4P-M12MSD/ 2,0-933/M12MSD - 1524378

Circuit diagram



Bus system cable - SAC-4P-M12MSD/ 2,0-933/M12MSD - 1524378

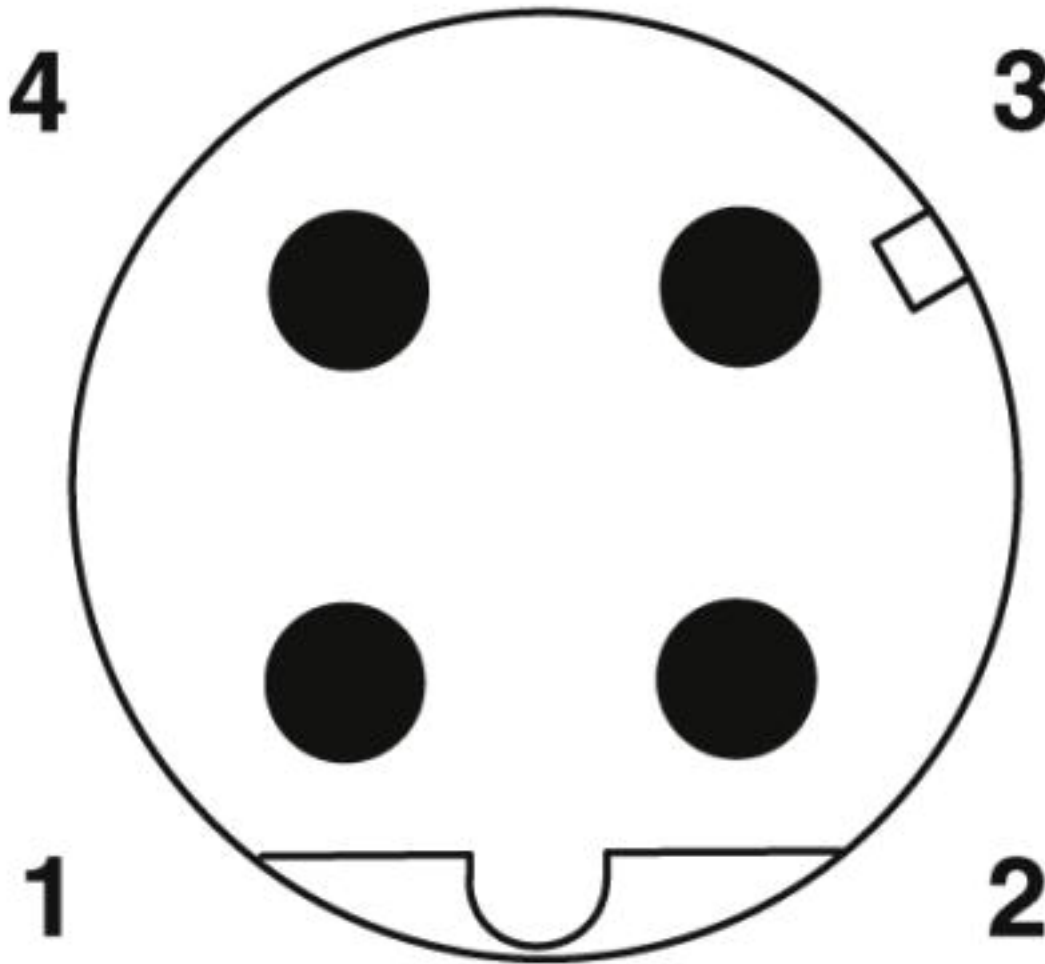
Schematic diagram



Pin assignment M12 male connector, 4-pos., D-coded, male side

Bus system cable - SAC-4P-M12MSD/ 2,0-933/M12MSD - 1524378


Schematic diagram



Pin assignment M12 male connector, 4-pos., D-coded, male side

Bus system cable - SAC-4P-M12MSD/ 2,0-933/M12MSD - 1524378

Cable cross section



PROFINET PVC stranded CAT5 [93B]

Classifications

eCl@ss

eCl@ss 10.0.1	27060308
eCl@ss 4.0	27060300
eCl@ss 4.1	27060300
eCl@ss 5.0	27061800
eCl@ss 5.1	27061800
eCl@ss 6.0	27279200
eCl@ss 7.0	27279218

Bus system cable - SAC-4P-M12MSD/ 2,0-933/M12MSD - 1524378

Classifications

eCl@ss

eCl@ss 8.0	27279218
eCl@ss 9.0	27060308

ETIM

ETIM 2.0	EC000830
ETIM 3.0	EC001855
ETIM 4.0	EC001855
ETIM 5.0	EC002599
ETIM 6.0	EC001262
ETIM 7.0	EC001262

UNSPSC

UNSPSC 6.01	31251501
UNSPSC 7.0901	31251501
UNSPSC 11	31251501
UNSPSC 12.01	31251501
UNSPSC 13.2	31251501
UNSPSC 18.0	26121604
UNSPSC 19.0	26121604
UNSPSC 20.0	26121604
UNSPSC 21.0	26121604