

Description

- RoHS Compliant
- Axial Leaded
- Fast Acting, Wire-in-Air Design
- Tin-lead Plated Copper Lead Wires
- High Temperature Epoxy Plastic Body, UL 94 VO
- Interrupt 50 amperes at 125 VAC
- Low resistance values

ELECTRICAL CHARACTERISTICS	
% of Amp Rating	Opening Time
100%	4 hours minimum
200%	5 seconds maximum

Agency Information


- UL Recognition Guide & File numbers: JDYX2 & E195337.
- CSA Certification Record No: LR 701159 & Class No: 1422 30 and 1422 01.

Environmental Data

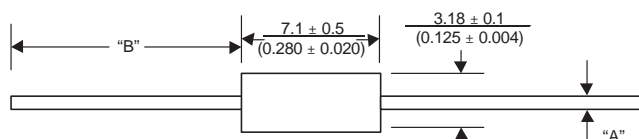
- Shock Resistance: MIL-STD-202, Method 213, Test Condition 1 (Sawtooth)
- Vibration Resistance: MIL-STD-202, Method 201 (10-55 Hz x 3 axis/ no load)
- Moisture Resistance: MIL-STD-202F, Method 106
- Soldering Heat Resistance: 260°C, 10 seconds per IEC 68-2-20
- Salt Spray: MIL-STD-202, Method 101, Test Condition B (48 Hours)

Ordering

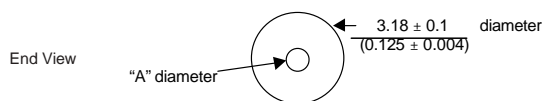
- Specify packaging code and product code (i.e., TR1/MCRW100mA)



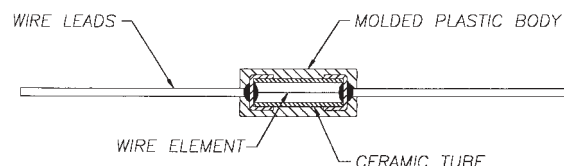
Dimensions mm/(inches)



Amperage	"A" Diameter	Packaging Code	"B" Length
100mA - 7A	0.025"	BK1	1.5"
10A - 15A	0.032"	TR1	1.13"



Construction

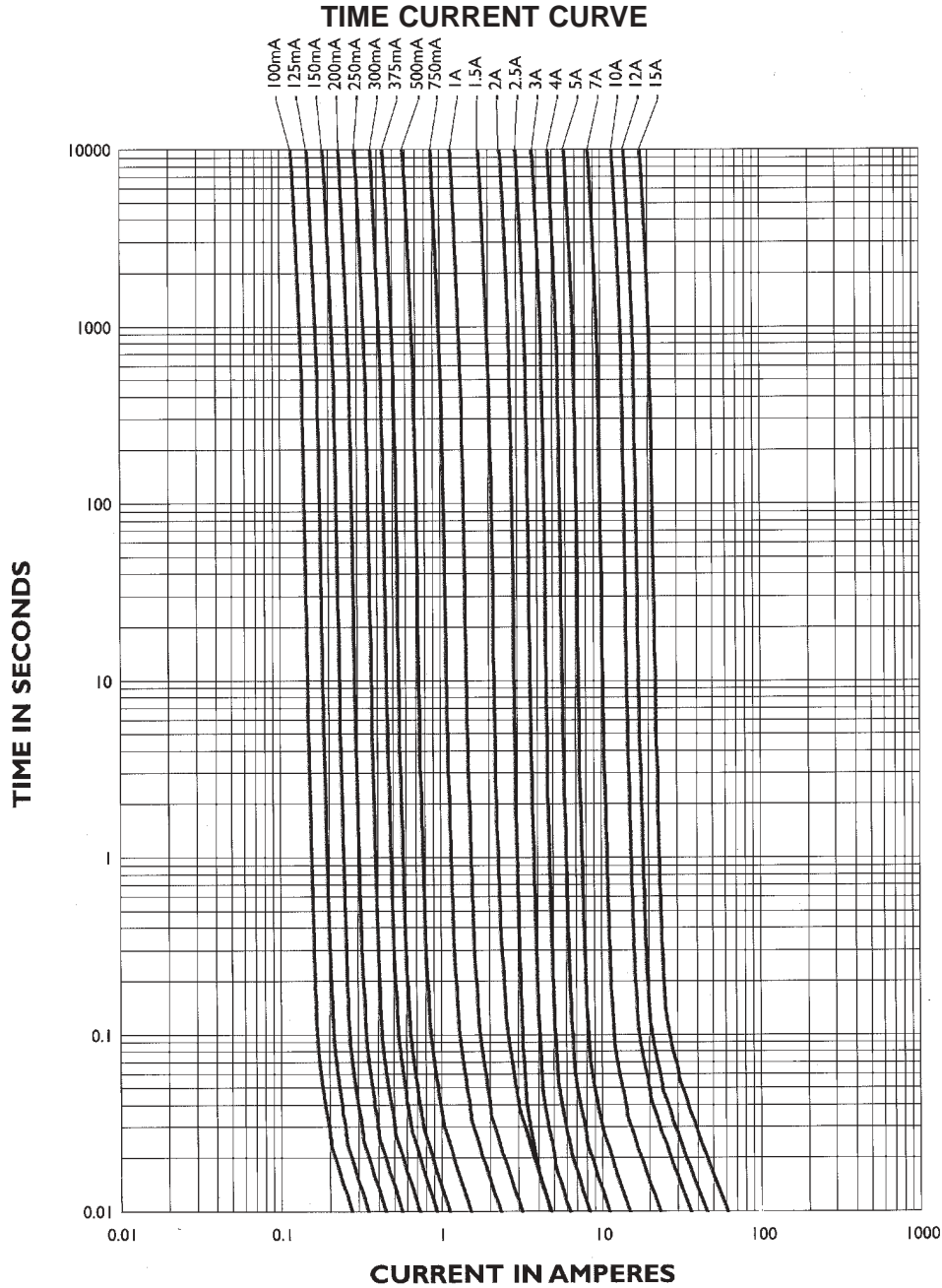


Soldering Method

- Heat Resistance: 260°C, 10 sec per IEC 68-2-20

SPECIFICATIONS						
Product Code	Voltage Rating AC/DC	Interrupting Rating*		Resistance (ohms)** Typ.	Typical Melt I ^{††}	Typical Voltage Drop (V)‡
		AC	DC			
MCRW100mA	125 V	50 A	300 A	15.5	0.0006	0.68
MCRW125mA	125 V	50 A	300 A	2.2	0.0009	0.61
MCRW150mA	125 V	50 A	300 A	1.6	0.0015	0.54
MCRW200mA	125 V	50 A	300 A	1.2	0.002	0.48
MCRW250mA	125 V	50 A	300 A	0.85	0.004	0.43
MCRW300mA	125 V	50 A	300 A	0.62	0.008	0.39
MCRW375mA	125 V	50 A	300 A	0.49	0.012	0.35
MCRW500mA	125 V	50 A	300 A	0.33	0.023	0.31
MCRW750mA	125 V	50 A	300 A	0.19	0.056	0.25
MCRW1A	125 V	50 A	300 A	0.13	0.10	0.22
MCRW1.5A	125 V	50 A	300 A	0.07	0.25	0.18
MCRW2A	125 V	50 A	300 A	0.054	0.27	0.24
MCRW2.5A	125 V	50 A	300 A	0.041	0.50	0.22
MCRW3A	125 V	50 A	300 A	0.031	0.9	0.20
MCRW4A	125 V	50 A	300 A	0.023	1.6	0.19
MCRW5A	125 V	50 A	300 A	0.018	3	0.17
MCRW7A	125 V	50 A	300 A	0.012	7	0.15
MCRW10A	125 V	50 A	300 A	0.007	21	0.098
MCRW12A	125 V	50 A	300 A	0.006	35	0.093
MCRW15A	125 V	50 A	300 A	0.004	63	0.088

* AC Interrupting Rating (Measured at designated voltage, 100%) DC Interrupting Rating (Measured at designated voltage, rise time of less than 50 microseconds, battery source)
 ** DC Cold Resistance (Measured at 10% of rated current)
 † Typical Melting I^{††} (Measured with a battery bank at rated DC voltage, 10x-rated current, rise time of calibrated circuit less than 50 microseconds)
 ‡ Typical Voltage Drop (Measured at rated current after temperature stabilizes)



PACKAGING CODE	
Packaging Code	Description
BK1	1,000 pieces in bulk
TR1	2,500 pieces on tape-and-reel per EIA-296-E @ 5 mm pitch and 52.4mm inside tape spacing

North America

Cooper Electronic Technologies
3601 Quantum Boulevard
Boynton Beach, FL 33426-8638
Tel: 1-561-752-5000
Fax: 1-561-742-0134
Toll Free: 1-888-414-2645

Cooper Bussmann
P.O. Box 14460
St. Louis, MO 63178-4460
Tel: 1-636-394-2877
Fax: 1-800-544-2570

Europe

Cooper Electronic Technologies
Cooper (UK) Limited
Burton-on-the-Wolds
Leicestershire • LE12 5TH UK
Tel: +44 (0) 1509 882 737
Fax: +44 (0) 1509 882 786

Asia Pacific

Cooper Electronic Technologies
1 Jalan Kilang Timor
#06-01 Pacific Tech Centre
Singapore 159303
Tel: +65 278 6151
Fax: +65 270 4160