



SAW Components

Data Sheet B4843

Data Sheet

A large, stylized, 3D-rendered graphic of the EPCOS logo. The letters "EPCOS" are in a bold, sans-serif font, appearing to be part of a larger, curved structure that resembles a globe or a stylized wave. The graphic is rendered in shades of gray and white, giving it a metallic or high-tech appearance.



SAW Components

B4843

Low-Loss Filter for Mobile Communication

360,00 MHz

Data Sheet



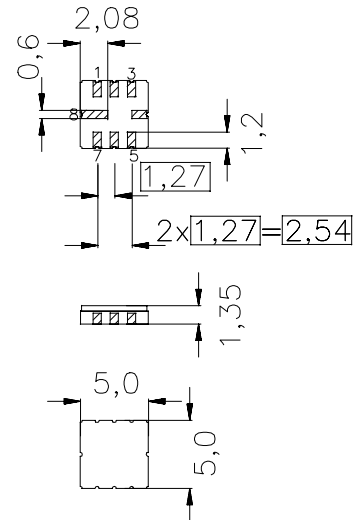
SMD ceramic package **QCC8C**

Features

- Low-loss IF filter for mobile telephone
- Channel selection in GSM, PCN systems
- Ceramic SMD package
- Very small size

Terminals

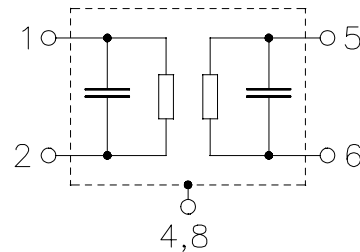
- Gold-plated Ni



Dimensions in mm, approx. weight 0,10 g

Pin configuration

- | | |
|-----|---------------------------|
| 1 | Input or input ground |
| 2 | Input or balanced input |
| 5 | Output or output ground |
| 6 | Output or balanced output |
| 4,8 | Case ground |
| 3,7 | To be grounded |



Type	Ordering code	Marking and Package according to	Packing according to
B4843	B39361-B4843-U310	C61157-A7-A56	F61074-V8070-Z000

Electrostatic Sensitive Device (ESD)

Maximum ratings

Operable temperature range	T	- 20 / +75	°C
Storage temperature range	T_{stg}	- 35 / +85	°C
DC voltage	V_{DC}	3	V
Source power	P_s	10	dBm



SAW Components

B4843

Low-Loss Filter for Mobile Communication

360,00 MHz

Data Sheet



Characteristics

Ambient temperature:	$T = -20^{\circ}\text{C to } +75^{\circ}\text{C}$
Terminating source impedance:	$Z_S = 780\ \Omega \parallel -1,9\ \text{pF}$
Terminating load impedance:	$Z_L = 780\ \Omega \parallel -1,9\ \text{pF}$

		min.	typ.	max.	
Nominal frequency (center frequency between 3 dB points)	f_N	—	360,00	—	MHz
Minimum insertion attenuation including loss in matching network	α_{\min}	5,0	5,6	6,4	dB
excluding loss in matching elements	α_{\min}	4,3	4,9	5,5	dB
Amplitude ripple (p-p)	$\Delta\alpha$				
$f_N - 67,5\text{ kHz} \dots f_N + 67,5\text{ kHz}$		—	0,5	2,0	dB
$f_N - 80,0\text{ kHz} \dots f_N + 80,0\text{ kHz}$		—	0,5	3,0	dB
Group delay ripple (p-p)	$\Delta\tau$				
$f_N - 67,5\text{ kHz} \dots f_N + 67,5\text{ kHz}$		—	0,50	1,5	μs
$f_N - 80,0\text{ kHz} \dots f_N + 80,0\text{ kHz}$		—	0,65	2,0	μs
Relative attenuation (relative to α_{\min})	α_{rel}				
$f_N \pm 300\text{ kHz} \dots f_N \pm 400\text{ kHz}$		8	16	—	dB
$f_N \pm 400\text{ kHz} \dots f_N \pm 600\text{ kHz}$		21	25	—	dB
$f_N \pm 600\text{ kHz} \dots f_N \pm 800\text{ kHz}$		35	38	—	dB
$f_N \pm 800\text{ kHz} \dots f_N \pm 1,6\text{ MHz}$		40	46	—	dB
$f_N \pm 1,6\text{ MHz} \dots f_N \pm 3,0\text{ MHz}$		48*)	54	—	dB
$f_N \pm 3,0\text{ MHz} \dots f_N \pm 4,0\text{ MHz}$		50	55	—	dB
$f_N \pm 4,0\text{ MHz} \dots f_N \pm 15\text{ MHz}$		50	65	—	dB
Impedance within the pass band					
Input: $Z_{\text{IN}} = R_{\text{IN}} \parallel C_{\text{IN}}$		—	$780 \parallel 1,9$	—	$\Omega \parallel \text{pF}$
Output: $Z_{\text{OUT}} = R_{\text{OUT}} \parallel C_{\text{OUT}}$		—	$780 \parallel 1,9$	—	$\Omega \parallel \text{pF}$
Temperature coefficient of frequency ¹⁾	TC_f	—	-0,028	—	ppm/K ²
Turnover temperature	T_0	—	25	—	$^{\circ}\text{C}$

¹⁾ Temperature dependence of f_c : $f_c(T) = f_c(T_0)(1 + TC_f(T - T_0)^2)$

*) In the frequency range from 357,8 MHz to 358,2 MHz there exists one spurious response with a maximum 3 dB - bandwidth of 150 kHz. The minimum attenuation α_{rel} of this spurious response is more than 46 dB.



SAW Components

B4843

Low-Loss Filter for Mobile Communication

360,00 MHz

Data Sheet



Characteristics

Ambient temperature:

$$T = 25^{\circ}\text{C}$$

Terminating source impedance:

$$Z_S = 780\ \Omega \parallel -1,9\ \text{pF}$$

Terminating load impedance:

$$Z_L = 780\ \Omega \parallel -1,9\ \text{pF}$$

		min.	typ.	max.	
Nominal frequency (center frequency between 3 dB points)	f_N	—	360,01	—	MHz
Minimum insertion attenuation including loss in matching network	α_{\min}	5,0	5,6	6,4	dB
excluding loss in matching elements	α_{\min}	4,3	4,9	5,5	dB
Amplitude ripple (p-p)	$\Delta\alpha$				
$f_N - 67,5\text{kHz} \dots f_N + 67,5\text{ kHz}$		—	0,5	2,0	dB
$f_N - 80,0\text{ kHz} \dots f_N + 80,0\text{ kHz}$		—	0,5	3,0	dB
Group delay ripple (p-p)	$\Delta\tau$				
$f_N - 67,5\text{ kHz} \dots f_N + 67,5\text{ kHz}$		—	0,50	1,5	μs
$f_N - 80,0\text{ kHz} \dots f_N + 80,0\text{ kHz}$		—	0,65	2,0	μs
Relative attenuation (relative to α_{\min})	α_{rel}				
$f_N \pm 300\text{ kHz} \dots f_N \pm 400\text{ kHz}$		11	18	—	dB
$f_N \pm 400\text{ kHz} \dots f_N \pm 600\text{ kHz}$		22	27	—	dB
$f_N \pm 600\text{ kHz} \dots f_N \pm 800\text{ kHz}$		36	39	—	dB
$f_N \pm 800\text{ kHz} \dots f_N \pm 1,6\text{ MHz}$		40	46	—	dB
$f_N \pm 1,6\text{ MHz} \dots f_N \pm 3,0\text{ MHz}$		48*)	54	—	dB
$f_N \pm 3,0\text{ MHz} \dots f_N \pm 4,0\text{ MHz}$		50	55	—	dB
$f_N \pm 4,0\text{ MHz} \dots f_N \pm 15\text{ MHz}$		50	65	—	dB
Impedance within the pass band					
Input: $Z_{\text{IN}} = R_{\text{IN}} \parallel C_{\text{IN}}$		—	$780 \parallel 1,9$	—	$\Omega \parallel \text{pF}$
Output: $Z_{\text{OUT}} = R_{\text{OUT}} \parallel C_{\text{OUT}}$		—	$780 \parallel 1,9$	—	$\Omega \parallel \text{pF}$
Temperature coefficient of frequency ¹⁾	TC_f	—	-0,028	—	ppm/K ²
Turnover temperature	T_0	—	25	—	$^{\circ}\text{C}$

¹⁾ Temperature dependence of f_c : $f_c(T) = f_c(T_0)(1 + TC_f(T - T_0)^2)$

*) In the frequency range from 357,8 MHz to 358,2 MHz there exists one spurious response with a maximum 3 dB - bandwidth of 150 kHz. The minimum attenuation α_{rel} of this spurious response is more than 46 dB.



SAW Components

B4843

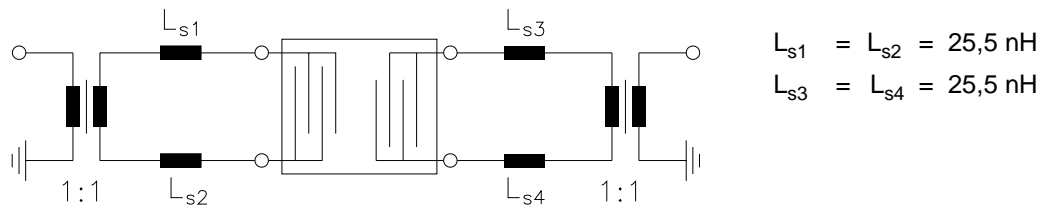
Low-Loss Filter for Mobile Communication

360,00 MHz

Data Sheet



Test matching network to 50 Ω (element values depend on PCB layout):





SAW Components

B4843

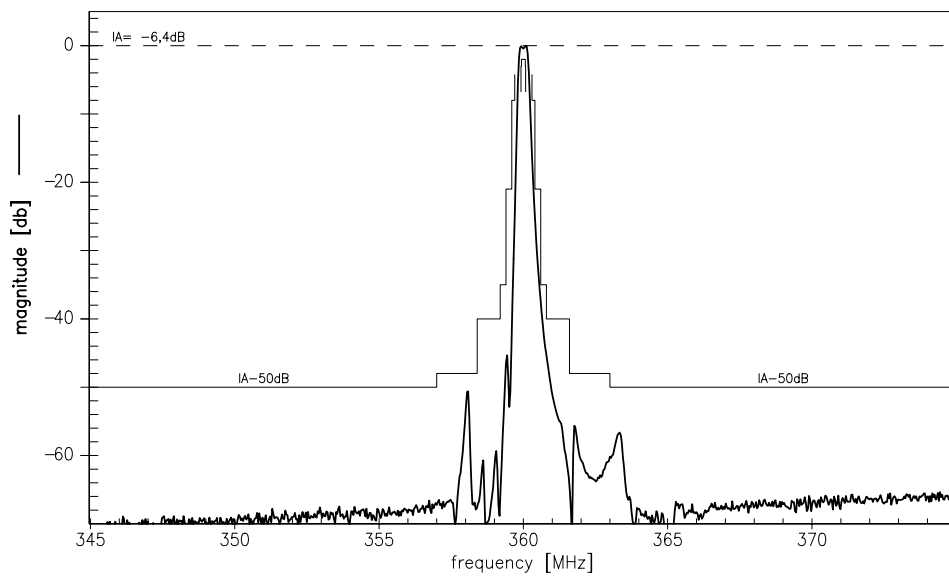
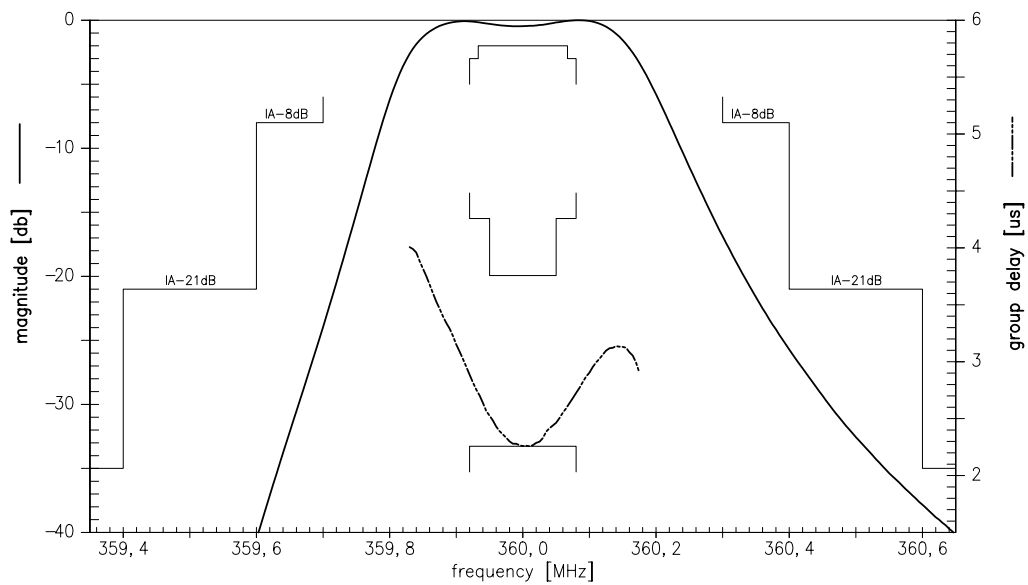
Low-Loss Filter for Mobile Communication

360,00 MHz

Data Sheet



Transfer function (normalized plot):





SAW Components

B4843

Low-Loss Filter for Mobile Communication

360,00 MHz

Data Sheet



Published by EPCOS AG

Corporate Communications, P.O. Box 80 17 09, 81617 Munich, GERMANY

++49 89 636 09, FAX (0 89) 636-2 26 89

© EPCOS AG 2002. Reproduction, publication and dissemination of this brochure and the information contained therein without EPCOS' prior express consent is prohibited.

Purchase orders are subject to the General Conditions for the Supply of Products and Services of the Electrical and Electronics Industry recommended by the ZVEI (German Electrical and Electronic Manufacturers' Association), unless otherwise agreed.

This brochure replaces the previous edition.

For questions on technology, prices and delivery please contact the Sales Offices of EPCOS AG or the international Representatives.

Due to technical requirements components may contain dangerous substances. For information on the type in question please also contact one of our Sales Offices.