THIS DRAWING IS UNPUBLISHED. RELEASED FOR PUBLICATION – ,N/A .
© COPYRIGHT N/A By – ALL RIGHTS RESERVED.

LOC	DIST
DF	FO

REVISIONS

P	LTR	DESCRIPTION	DATE	DWN	APVD
	H	TYCO logo replaced with the AMP brand logo	28JUN2011	CCT	DH

1. ALL PARTS ASSEMBLED BY TYCO ELECTRONICS CORP.

2. STANDOFFS:
POSN 12 (9) STANDOFFS AS SHOWN.
POSN 16 (12) STANDOFFS, 3 PER DIAGONAL ROW.
POSN 20 (15) STANDOFFS, 3 PER DIAGONAL ROW.
POSN 24 (18) STANDOFFS, 3 PER DIAGONAL ROW.
POSN 28 (21) STANDOFFS, 3 PER DIAGONAL ROW.
POSN 32 (24) STANDOFFS, 3 PER DIAGONAL ROW.
POSN 36 (27) STANDOFFS, 3 PER DIAGONAL ROW.
POSN 40 (30) STANDOFFS, 3 PER DIAGONAL ROW.
POSN 44 (33) STANDOFFS, 3 PER DIAGONAL ROW.
POSN 48 (36) STANDOFFS, 3 PER DIAGONAL ROW.
POSN 52 (39) STANDOFFS, 3 PER DIAGONAL ROW.
POSN 56 (42) STANDOFFS, 3 PER DIAGONAL ROW.
POSN 60 (45) STANDOFFS, 3 PER DIAGONAL ROW.

3. FLAME RETARDANT, 94 V–0 RATED, GLASS FILLED, NYLON OR POLYESTER, COLOR: BLACK.

4. FINISH: BRIGHT TIN–LEAD .000100–.000200 THK OVER NICKEL .000050 MIN THK.

5. FINISH: BRIGHT TIN .000100–.000200 THK OVER NICKEL .000050 MIN THK.

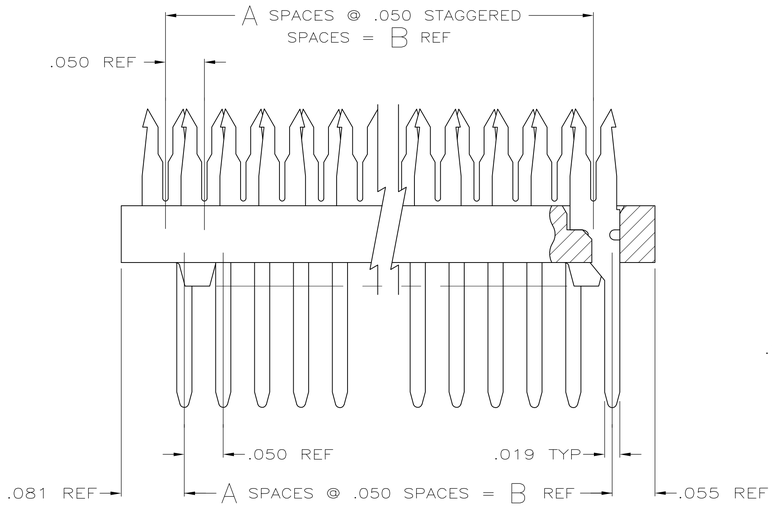

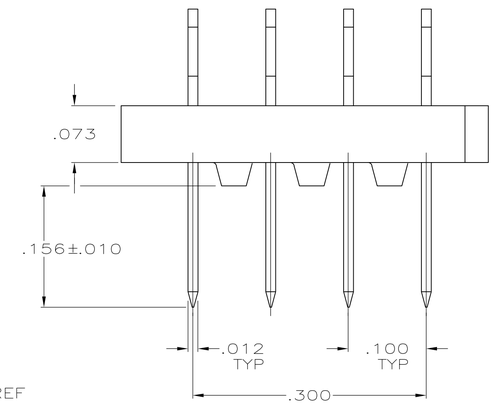

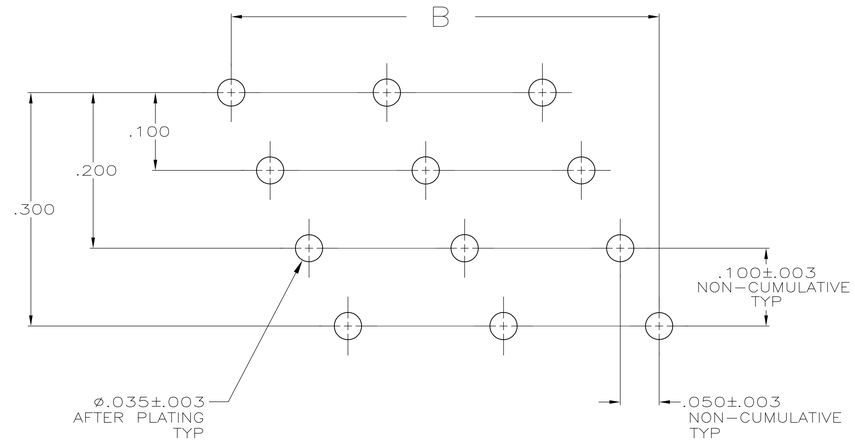

RECOMMENDED HOLE LAYOUT

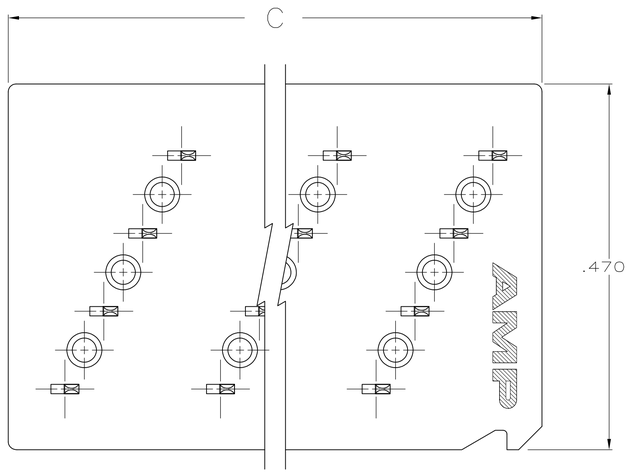

	FINISH	C	B	A	NO OF POSN	PART NUMBER
	5	2.086	1.950	39	40	5-111357-8
OBSOLETE	4	3.086	2.950	59	60	1-111357-3
OBSOLETE	4	2.886	2.750	55	56	1-111357-2
OBSOLETE	4	2.686	2.550	51	52	1-111357-1
OBSOLETE	4	2.486	2.350	47	48	1-111357-0
OBSOLETE	4	2.286	2.150	43	44	111357-9
	4	2.086	1.950	39	40	111357-8
OBSOLETE	4	1.886	1.750	35	36	111357-7
OBSOLETE	4	1.686	1.550	31	32	111357-6
OBSOLETE	4	1.486	1.350	27	28	111357-5
OBSOLETE	4	1.286	1.150	23	24	111357-4
OBSOLETE	4	1.086	.950	19	20	111357-3
OBSOLETE	4	.886	.750	15	16	111357-2
OBSOLETE	4	.686	.550	11	12	111357-1

THIS DRAWING IS A CONTROLLED DOCUMENT.

DIMENSIONS: INCHES

TOLERANCES UNLESS OTHERWISE SPECIFIED:
0 PLC ± –
1 PLC ± –
2 PLC ± –
3 PLC ± .005
4 PLC ± –
ANGLES ± 0°30'

MATERIAL
MOLDED PARTS: – 3
CONTACTS: PH BRZ PER QQ-B-750

FINISH
CONTACTS 4

DWN S.WELDON 23-FEB-86
CHK W.LENKER 23-FEB-86
APVD M.VISELLI 24-FEB-86
PRODUCT SPEC —
APPLICATION SPEC —
WEIGHT —

TE Connectivity

NAME
ASSEMBLY, PADDLEBOARD, FULL ROW
.156 LONG POSTS, FULL TIN PLATED CONTACTS
AMP–LATCH

SIZE	CAGE CODE	DRAWING NO	RESTRICTED TO
A1	00779	C-111357	—

CUSTOMER DRAWING SCALE 10:1 SHEET 1 OF 1 REV H

4805 (3/11)