THIS DRAWING IS UNPUBLISHED. RELEASED FOR PUBLICATION -, .
© COPYRIGHT By - ALL RIGHTS RESERVED.

LOC	DIST
CM	00

REVISIONS

P	LTR	DESCRIPTION	DATE	DWN	APVD
	G2	REVISED PER ECR-12-011660	31JAN13	KH	TM

1 MATES WITH AMP CONNECTOR PART NO. 480706.

2 FLAME RETARDANT CLASSIFICATION OF MATERIAL IS 94V-2.

3 PARTS MUST COMPLY WITH AMP SOLDERABLITY SPEC 109-11-3.

4 CONTACT IS STAMPED FROM PRE-PLATED STOCK WHICH IS PLATED OVERALL WITH 0.00127 [.000050] NICKEL, THEN STRIPED WITH 0.00076 [.000030] GOLD IN CONTACT AREA INDICATED AND TIN-LEAD ON SOLDER TAIL END.

5 CONTACT IS PLATED OVERALL WITH 0.00127 [.000050] NICKEL, THEN 0.00076 [.000030] GOLD OVER CONTACT LENGTH INDICATED AND MATTE TIN ON SOLDER TAIL END.

6 SUPERSEDED BY 350990-5

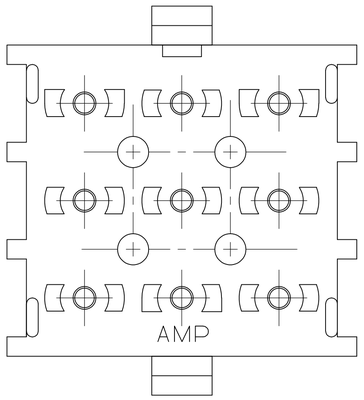

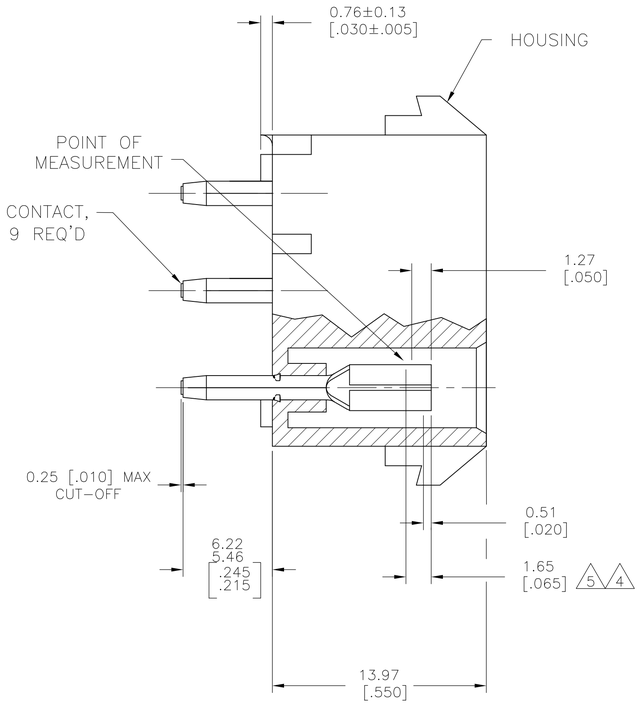

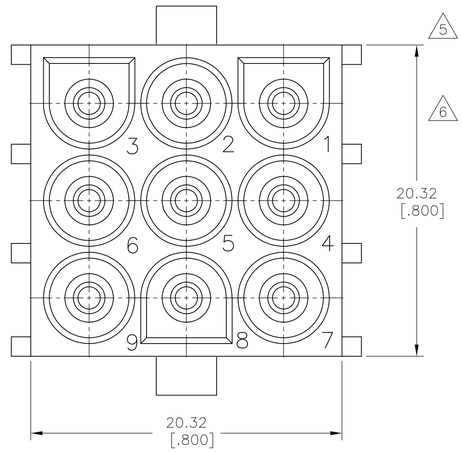

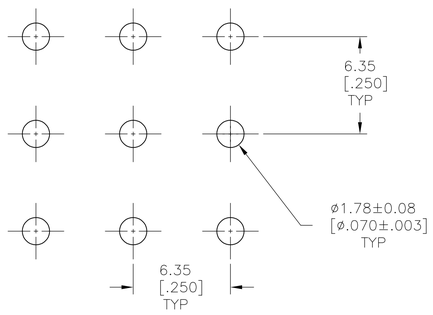

RECOMMENDED LAYOUT FOR 3.18 [.125] THICK PC BOARD

CONTACT	HOUSING	PART NO
PH BRZ GOLD 5	NYLON, NATURAL 2	350990-5
PH BRZ TIN	NYLON, NATURAL 2	350990-4
6 PH BRZ GOLD 4	NYLON, NATURAL 2	350990-3

THIS DRAWING IS A CONTROLLED DOCUMENT.

DIMENSIONS: mm [INCHES]

TOLERANCES UNLESS OTHERWISE SPECIFIED:
0 PLC ±
1 PLC ±
2 PLC ±
3 PLC ± 0.13 [.005]
4 PLC ±
ANGLES ±

MATERIAL: SEE TABLE

FINISH: SEE TABLE

DWN K. WHITAKER 110CT2005
CHK S. RIDGILL 110CT2005
APVD S. RIDGILL 110CT2005

PRODUCT SPEC

APPLICATION SPEC —

WEIGHT

TE Connectivity

NAME: SOCKET HEADER ASSEMBLY 9 CIRCUIT, LONG TAIL, UNIVERSAL MATE-N-LOK (TM)

SIZE	CAGE CODE	DRAWING NO	RESTRICTED TO
A1	00779	C-350990	

CUSTOMER DRAWING | SCALE 5:1 | SHEET 1 OF 1 | REV G2