

# Fuse Holders for ¼" x 1 ¼" and 5 x 20mm Fuses

## HTB Panel Mount Series



### Description

- For ¼" x 1 ¼" and 5 x 20mm fuses
- All holder bodies have the option of using ¼" x 1 ¼" or 5 x 20mm carriers
- Withstands 15 to 20 Lb-In torque to mounting nut when mounting fuse holder to panel
- High temperature, flame retardant, Thermoplastic meets UL 94V0



### Specifications

Product Code	UL Rating (amps)	CSA Rating (amps)	Voltage Rating	Fuse Size	Quick Connect
HTB-X2I	20	16	250	¼" x 1 ¼"	¾"
HTB-X4I	20	16	250	¼" x 1 ¼"	¾"
HTB-X6I	20	16	250	¼" x 1 ¼"	¾"
HTB-X8I	20	16	250	¼" x 1 ¼"	¾"
HTB-X2M	16	16	250	5 x 20mm	¾"
HTB-X4M	16	16	250	5 x 20mm	¾"
HTB-X6M	16	16	250	5 x 20mm	¾"
HTB-X8M	16	16	250	5 x 20mm	¾"

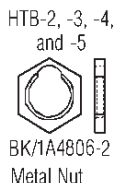
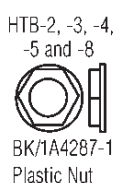
### Agency Information

- UL Recognized: IZLT2, E14853
- CSA Component Acceptance: Class 6225-01, File 47235
- VDE Certified: 136128, HTB-XXM
- SEMKO Certification: Ref. #0146149/01, HTB-XXM
- CE

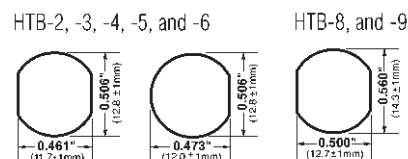
### Maximum Panel Thickness

Body Type	Inch	mm
HTB-2	0.30	7.62
HTB-3	0.30	7.62
HTB-4	0.125	3.18
HTB-5	0.125	3.18
HTB-6	0.30	7.62
HTB-8	0.125	3.18
HTB-9	0.125	3.18

### Replacement Parts



### Mounting Dimensions - in (mm)







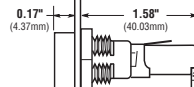
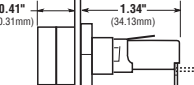
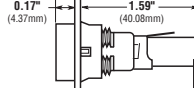


### Dimensions - in (mm)

Knob Type Carrier	Maximum Panel Thickness	Terminal Options				Carrier Options	
		Solder/ ¼" Quick-Connect		¼" Quick-Connect		Carrier Options	
		In-Line	Rt. Angle	In-Line	Rt. Angle	¼" x 1 ¼" ("I" Equals Inches)	5 x 20mm ("M" Equals Metric)
		Knob		Knob		Knob	Knob
<b>Common Dimensional Data:</b> Length (Knob Type) - 1.69 (42.9mm) Plus In-Line Terminal NOTE: Plus In-Line Terminal 	0.30" 7.62mm	HTB-22I-R	HTB-24I-R	HTB-26I-R	HTB-28I-R	3	—
		HTB-22M-R	HTB-24M-R	HTB-26M-R	HTB-28M-R	—	3
	0.125" 3.18mm	HTB-42I-R	HTB-44I-R	HTB-46I-R	HTB-48I-R	3	—
		HTB-42M-R	HTB-44M-R	HTB-46M-R	HTB-48M-R	—	3
	0.30" 7.62mm	HTB-62I-R	HTB-64I-R	HTB-66I-R	HTB-68I-R	3	—
		HTB-62M-R	HTB-64M-R	HTB-66M-R	HTB-68M-R	—	3
	0.125" 3.18mm	HTB-82I-R	HTB-84I-R	HTB-86I-R	HTB-88I-R	3	—
		HTB-82M-R	HTB-84M-R	HTB-86M-R	HTB-88M-R	—	3

Fuseholders and fuse carriers may be ordered separately.

**Dimensions - in (mm)**

Screwdriver Type Carrier	Maximum Panel Thickness	Terminal Options				Carrier Options	
		Solder/ ⅜" Quick-Connect		¼" Quick-Connect		⅜" x ¼" ("I" Equals Inches)  Screwdriver	5 x 20mm ("M" Equals Metric)  Screwdriver
		In-Line	Rt. Angle	In-Line	Rt. Angle		
		 0.34" (8.7mm)	 0.33" (8.3mm)	 0.47" (11.9mm)	 0.45" (11.5mm)		
Common Dimensional Data: (Screwdriver Slotted) 1.75" (44.5mm) NOTE: Plus In-Line Terminal							
 <b>Low Profile Rear Hex Nut</b> <b>HTB-3</b>	0.30" 7.62mm	HTB-32I-R	HTB-34I-R	HTB-36I-R	HTB-38I-R	3	—
		HTB-32M-R	HTB-34M-R	HTB-36M-R	HTB-38M-R	—	3
 <b>High Profile Rear Hex Nut</b> <b>HTB-5</b>	0.125" 3.18mm	HTB-52I-R	HTB-54I-R	HTB-56I-R	HTB-58I-R	3	—
		HTB-52M-R	HTB-54M-R	HTB-56M-R	HTB-58M-R	—	3
 <b>Low-Profile Snap-In</b> <b>HTB-9</b>	0.125" 3.18mm	HTB-92I-R	HTB-94I-R	HTB-96I-R	HTB-98I-R	3	—
		HTB-92M-R	HTB-94M-R	HTB-96M-R	HTB-98M-R	—	3

Fuseholders and fuse carriers may be ordered separately.

## Ordering Information

					S	P	<b>FUSE CARRIER ONLY</b>							
		HTB-												
<b>Packing</b> <b>(Blank)</b> — Std. <b>BK/</b> — Bulk		<b>Product Symbol</b>		<b>Fuse Carrier</b> <b>I</b> — 1/4" x 1 1/4" <b>M</b> — 5 x 20mm		<b>Splash Proof</b> Cap with O-Ring (Optional on Knob Holders Only)								
<b>Body Configuration and Mounting Knob Holders</b> 2 — Low Profile (Rear Panel Hex-Nut) 4 — High Profile * 6 — (Front Panel Hex-Nut) 8 — Low Profile (Snap-In) <b>Screwdriver Slotted Holders</b> 3 — Low Profile 5 — High Profile 9 — Low Profile (Snap-In)				<b>Rear Terminal Configuration</b> 2 — Solder / 3/16" Quick-Connect (In-Line) 4 — Solder / 3/16" Quick-Connect (Right Angle) 6 — 1/4" Quick-Connect (In-Line) 8 — 1/4" Quick-Connect (Right Angle)				-R	<b>RoHS Compliant</b>					
									<b>Packaging (Blank)</b> — Std. <b>BK/</b> — Bulk		<b>Product Symbol</b> <b>FT</b> — Knob Type (For 20, 40, 60, and 80 Series Only) <b>ST</b> — Screwdriver Slotted (For 30, 50, and 90 Series Only)		<b>Fuse Carrier</b> <b>I</b> — 1/4" x 1 1/4" <b>M</b> — 5mm x 20mm	

\*Profile varies with panel thickness. Holder installs thru rear of panel.

Packaging	
Packaging Code Prefix	Description
Blank	10 fuse holders packed into a carton
BK	100 fuse holders packed into a cardboard shelf package

The only controlled copy of this Data Sheet is the electronic read-only version located on the Cooper Bussmann Network Drive. All other copies of this document are by definition uncontrolled. This bulletin is intended to clearly present comprehensive product data and provide technical information that will help the end user with design applications. Cooper Bussmann reserves the right, without notice, to change design or construction of any products and to discontinue or limit distribution of any products. Cooper Bussmann also reserves the right to change or update, without notice, any technical information contained in this bulletin. Once a product has been selected, it should be tested by the user in all possible applications.

Life Support Policy: Cooper Bussmann does not authorize the use of any of its products for use in life support devices or systems without the express written approval of an officer of the Company. Life support systems are devices which support or sustain life, and whose failure to perform, when properly used in accordance with instructions for use provided in the labeling, can be reasonably expected to result in significant injury to the user.

# Mouser Electronics

Authorized Distributor

Click to View Pricing, Inventory, Delivery & Lifecycle Information:

[Eaton:](#)

[BK/HTB-28M](#)