

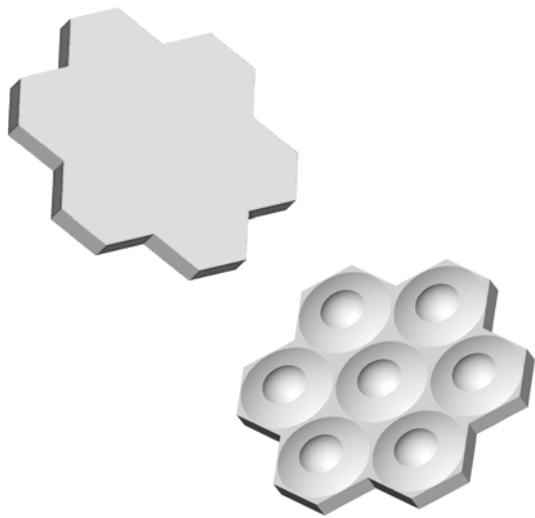


Our Focus is in Plastics

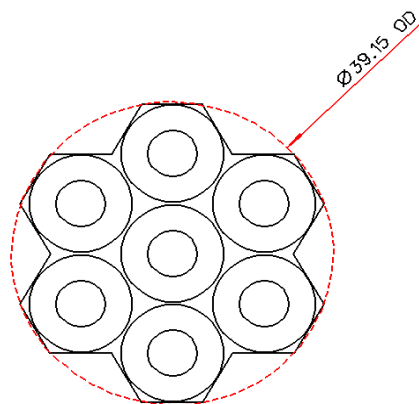
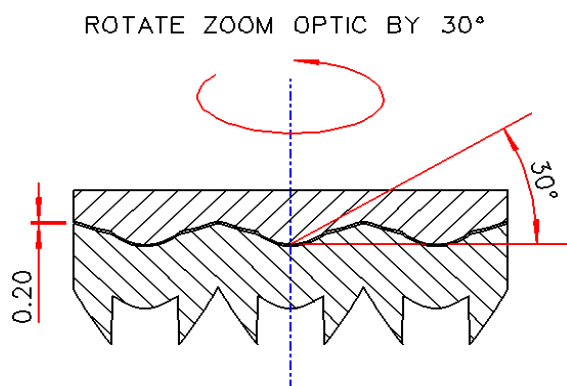
Polymer Optics Ltd.

6 Kiln Ride, Wokingham,
Berks., RG40 3JL, England
Tel/Fax: +44 (0) 1189 893341
www.polymer-optics.co.uk

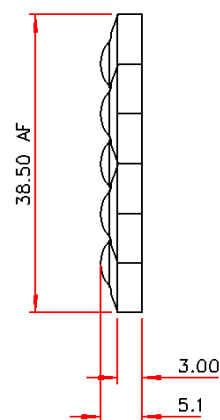
+/-6 Degree - +/-45 degree (12 – 90 Deg) 7 Cell Cluster Zoom Optic - Part No. 130



- Designed for LUXEON® I, III and K2 LED's
- Variable zoom capability from 6 degrees to 45 degree half angles (Patent applied for design and concept)
- Used with Part No. 125. Zoom optic simply requires to be rotated on a coarse thread action.
- Suitable for LUXEON® “Lambertian” and “Bat-wing” LED designs.
- Precision moulded in optical grade Polycarbonate for thermal stability and system durability
- Part of the Polymer Optics “Modular LED Optics”® range



Typical dimensional tolerances
to +/-0.2mm



Initial 6° beam is achieved with Zoom Optic nested on Part No. 125 with 0.2mm separation.

Zoom is achieved by rotating Zoom Optic about its axis on a thread angle of 30° by up to 30° rotation.

Thread pitch equates to 45mm per turn, or 0.6 turns per inch (TPI).



Our Focus is in Plastics

Polymer Optics Ltd.

6 Kiln Ride, Wokingham,
Berks., RG40 3JL, England
Tel/Fax: +44 (0) 1189 893341
www.polymer-optics.co.uk

7 Cell Cluster Zoom Optic - Part No. 130



6° Position



Mid Position



Wide Angle Position

Typical illuminance values using 7 x 25 lumen white LUXEON® I Emitters = 5.5cd/lumen				
Range	0.5m	1.0m	2.0m	Cd/lumen
Narrow Field Angle	9100	2275	565	13
Mid Field Angle	2800	700	175	4
Wide Field Angle	1400	350	87	2

Performance values given are typical values and will vary dependant on LED binning, colour and drive profile

Beam homogeneity is achieved beyond 1m from optic and is suitable for RGB colour mixing PCB layouts