




8700 E. Thomas Road  
Scottsdale, AZ 85251  
Tel: (480) 941-6300  
Fax: (480) 947-1503

## SMDA03C-4 thru SMDA24C-4

TVSarray<sup>®</sup> Series



### DESCRIPTION (300 watt)

This TRANSIENT VOLTAGE SUPPRESSOR (TVS) array is packaged in an SO-8 configuration giving protection to 4 Bidirectional data or interface lines. It is designed for use in applications where protection is required at the board level from voltage transients caused by electrostatic discharge (ESD) as defined in IEC 1000-4-2, electrical fast transients (EFT) per IEC 1000-4-4 and effects of secondary lighting.

These TVS arrays have a peak power rating of 300 watts for an 8/20  $\mu$ sec pulse. This array is suitable for protection of sensitive circuitry consisting of TTL, CMOS DRAM's, SRAM's, HCMOS, HSIC microprocessors, and I/O transceivers. The SMDAXXC-4 product provides board level protection from static electricity and other induced voltage surges that can damage sensitive circuitry.

### FEATURES

- Protects up to 4 Bidirectional lines
- Surge protection Per IEC 1000-4-2, 1000-4-4
- SO-8 Packaging

### MECHANICAL

- Molded SO-8 Surface Mount
- Weight: 0.066 grams (approximate)
- Marking: Logo, device number, date code
- Pin #1 defined by DOT on top of package

### MAXIMUM RATINGS

- Operating Temperatures: -55°C to +150°C
- Storage Temperature: -55°C to +150°C
- Peak Pulse Power: 300 Watts (8/20  $\mu$ sec, Figure 1)
- Pulse Repetition Rate: <.01%

### PACKAGING

- Tape & Reel EIA Standard 481-1-A
- 13 inch reel 2,500 (OPTIONAL)
- Carrier tubes 95 pcs per (STANDARD)

### ELECTRICAL CHARACTERISTICS PER LINE @ 25°C Unless otherwise specified

PART NUMBER	DEVICE MARKING	STAND OFF VOLTAGE $V_{WM}$	BREAKDOWN VOLTAGE $V_{BR}$ @1 mA	CLAMPING VOLTAGE $V_C$ @ 1 Amp (FIGURE 2)	CLAMPING VOLTAGE $V_C$ @ 5 Amp (FIGURE 2)	LEAKAGE CURRENT $I_b$ @ $V_{WM}$	CAPACITANCE (f=1 MHz) @0V C	TEMPERATURE COEFFICIENT OF $V_{BR}$ $\Delta V_{BR} / \Delta T$
		VOLTS	VOLTS	VOLTS	VOLTS	$\mu$ A	pF	mV/°C
		MAX	MIN	MAX	MAX	MAX	TYP	MAX
SMDA03C-4	REA	3.3	4	7.0	9.0	200	300	-5
SMDA05C-4	REB	5.0	6.0	9.8	11	400	200	3
SMDA12C-4	REC	12.0	13.3	19.0	24	1	185	10
SMDA15C-4	RED	15.0	16.7	24.0	30	1	140	13
SMDA24C-4	REE	24.0	26.7	43.0	55	1	90	30

**NOTE:** TVS product is normally selected based on its stand off Voltage  $V_{WM}$ . Product selected voltage should be equal to or greater than the continuous peak operating voltage of the circuit to be protected.

**Application:** The SMDAXXC-4 product is designed for transient voltage suppression protection of ESD sensitive components at the board level. It is an ideal product to be used for protection of I/O Transceivers.

WAVE FORMS

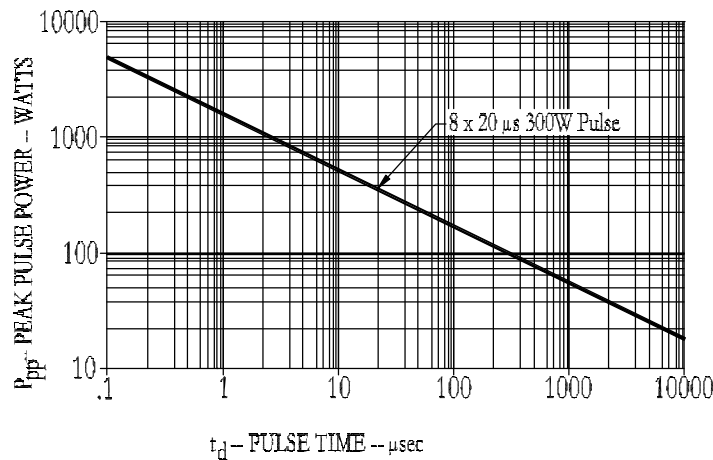


FIGURE 1  
Peak Pulse Power Vs Pulse Time

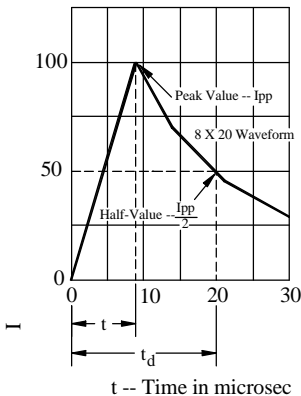


FIGURE 2  
Pulse Wave Form

