THIS DRAWING IS UNPUBLISHED. RELEASED FOR PUBLICATION - ,- .
© COPYRIGHT - By - ALL RIGHTS RESERVED.

| LOC | DIST |
|---|---|
| AD | 00 |

REVISIONS

| P | LTR | DESCRIPTION | DATE | DWN | APVD |
|---|---|---|---|---|---|
| | C1 | REVISED PER ECO-11-005027 | 11MAR11 | RK | HMR |

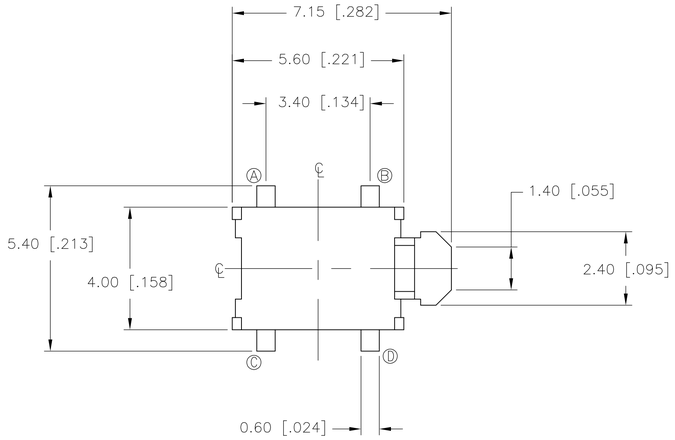


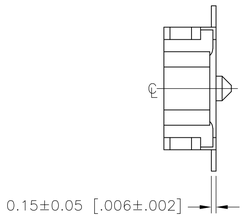


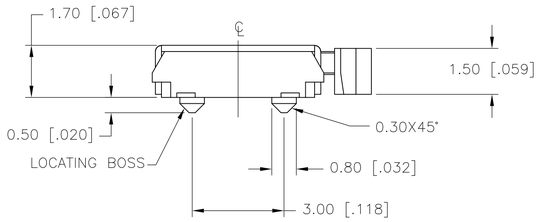


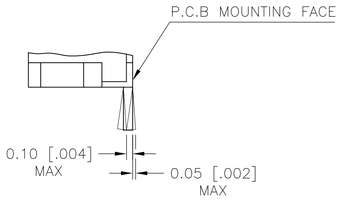


TERMINAL DETAIL
SCALE 20:1

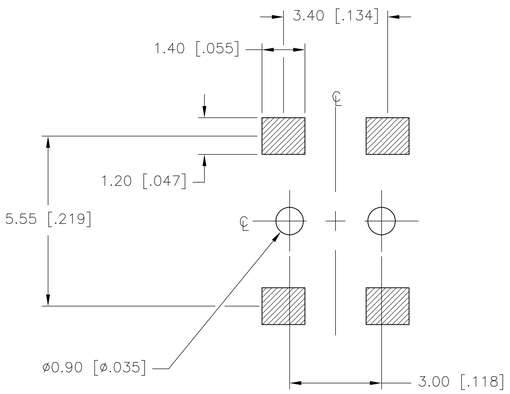


RECOMMENDED LAND PATTERN

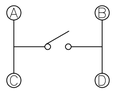


SCHEMATIC

SPECIFICATIONS:

MATERIALS:
COVER: STAINLESS STEEL
ACTUATOR: LCP, BLACK
CASE: LCP, SEE P/N TABLE FOR FINISH
STOP: LCP, BLACK
CONTACT PLATE: STAINLESS STEEL, SILVER PLATE
TERMINAL: COPPER ALLOY, SILVER OVER NICKEL PLATE

ELECTRICAL:
CONTACT RATING, 50MA@12VDC, PER EIA-448, METHOD 6
INITIAL CONTACT RESISTANCE, 500 MILLIOHMS MAX, PER EIA-364-23B, EACH POSITION
INSULATION RESISTANCE, 100 MEGOHM MIN. PER EIA-364-21C EACH POSITION
DIELECTRIC STRENGTH, 250 V AC FOR 1 MINUTE PER EIA-364-20B, CONDITION 1, EACH POSITION.
BOUNCE, 10MILLISECOND MAX

MECHANICAL:
ACTUATION FORCE, 220 +/-50 GF
ACTUATION TRAVEL, .25 +/-0.15
LIFE EXPECTANCY, 50,000 CYCLES (120-180 CYCLES PER MINUTE), PER EIA-448 METHODS 8 AND 9
VIBRATION, PER EIA 364-28D, CONDITION VII, LEVEL E
MECHANICAL SHOCK, PER EIA-364-27C, CONDITION A

ENVIRONMENTAL:
OPERATING TEMPERATURE, -20 TO +70 DEGREES C, PER EIA-448, METHOD 10
STORAGE TEMPERATURE, -30 TO +80 DEGREES C
HUMIDITY AND TEMPERATURE CYCLING PER EIA-364-31B, METHOD III
THERMAL SHOCK, PER EIA-364-32C, -30 TO +80 DEGREES C
SOLDERABILITY, PER EIA-364-52, CLASS 2, CATEGORY 1, TEMP, 245 DEGREES C MAX, TIME, 2.5 SECONDS MAX, 95% MINIMUM COVERAGE
RESISTANCE TO SOLDER HEAT PER 109-201, CONDITION B

NOTES:
1. ALL MATERIALS AND FINISHES SHALL COMPLY WITH EU DIRECTIVE 2002/95/EC OF 27JAN2003 (ROHS).
2. PACKAGING: TAPE AND REEL PACKAGING PER EIA 481.

| QTY/REEL | PITCH | TAPE WIDTH | CASE COLOR | FEATURES | PACKAGING | PART NO. |
|---|---|---|---|---|---|---|
| 3300 | 8MM | 16MM | BLACK | W BOSS | T&R | 1571262-4 |
| N/A | N/A | N/A | BLACK | W BOSS | BULK | 1571262-3 |
| 3300 | 8MM | 16MM | WHITE | W/O BOSS | T&R | 1571262-2 |
| N/A | N/A | N/A | WHITE | W/O BOSS | BULK | 1571262-1 |

THIS DRAWING IS A CONTROLLED DOCUMENT.

DIMENSIONS: mm [INCHES]

TOLERANCES UNLESS OTHERWISE SPECIFIED:
0 PLC ± -
1 PLC ± -
2 PLC ± 0.30 [.012]
3 PLC ± -
4 PLC ± -
ANGLES ± -

MATERIAL: SEE SPECIFICATIONS
FINISH: -

DWN M.BINNER 11APR02
CHK M.SERVER 16JAN06
APVD M.SERVER 16JAN06
PRODUCT SPEC —
APPLICATION SPEC —
WEIGHT —

TE Connectivity

NAME: TACTILE SWITCH, SIDE ACTUATED, SMT

| SIZE | CAGE CODE | DRAWING NO | RESTRICTED TO |
|---|---|---|---|
| A1 | 00779 | C-1571262 | — |

CUSTOMER DRAWING | SCALE 10:1 | SHEET 1 OF 1 | REV C1

4805 (3/11)