CATALOGUE NUMBER	LEAD FREE VERSION
7434L0835S01	7434L0835S01LF

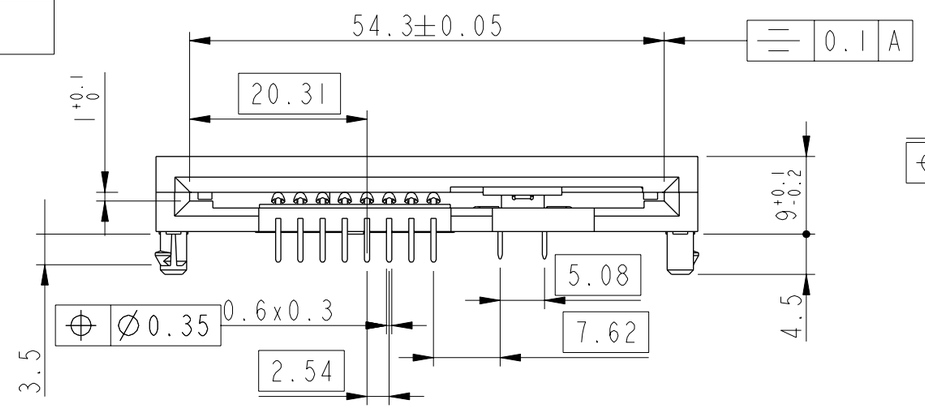

IMPLANTATION C.I
PCB FOOTPRINT

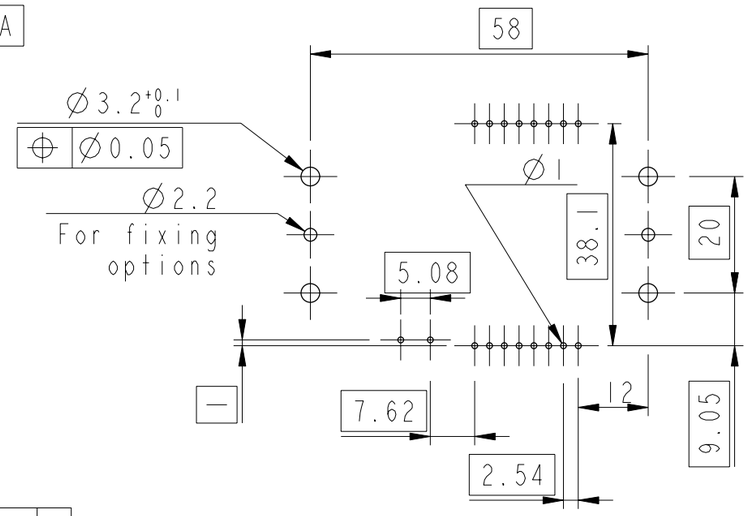

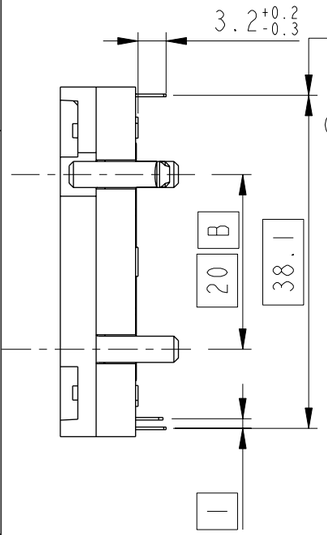

Crimping part to use with a thickness PCB of 1.6 holes
Ø=3.2 +0.1 0
Ø0.05

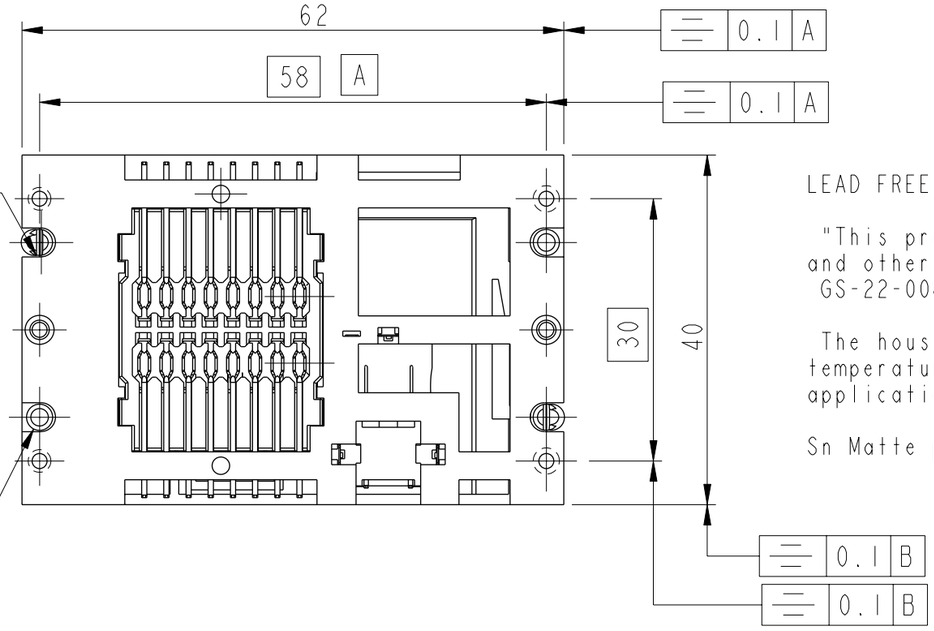

Ø3.0 -0.1
Ø0.05

LEAD FREE VERSION:

"This product meets European Union Directives and other country regulations as described in GS-22-008"

The housing will withstand exposure to 260°C peak temperature for 3-5seconds in a wave solder application with a 1.6mm minimum thick circuit board.

Sn Matte plating on solder tail for Lead Free Versions

Tol Gen: 0mm to 10mm ±0.1mm
10mm to 30mm ±0.15mm
30mm to 60mm ±0.2mm
60mm and above ±0.3mm

rev	ecn no	dr	date
A	F20307	DLE	2002/04/29
B	105-0167	NT	2005/09/26
C	106-0084	SSC	2006/06/21
D	108-0080	SSC	2008/06/28
-	-	-	-
-	-	-	-
-	-	-	-

www.fciconnect.com

surface - ISO:1302 ✓ | tolerance std ISO:406 ISO:1101 | TOLERANCES UNLESS OTHERWISE SPECIFIED | projection | MM

Dr	D.LEGRAND	2002/04/29	ANGULAR	LINEAR	0.X	±
Eng	F.TISSERAND	2002/04/29			0.XX	±
Chr	S.S.CHERIAN	2008/06/28	0° ±°		0.XXX	±
Appr	S.S.CHERIAN	2008/06/28	Product family		SMARTCARD	

size A3 | Scale 1:1 | ECN 108-0080 | Spec ref -

title: SMARTCARD ASSEMBLY
L08-16 CONTACTS - 8 CONTACTS
dwg no: VJW12077 | Rev. D
catalog no: SEE TABLE | sheet 1 of 1

Copyright FCI.

REV F - 2006-04-17

PDM: Rev:D STATUS:Released Printed: Oct 29, 2011