

# Transmitter for Analog Pt-100 Temperature Signal Types G 3210 1111, G 3210 1112, G 3210 1113



- AnaLink transmitter for 3-wire Pt-100 input
- Built-in cable compensation
- Built-in signal linearization
- Temperature range:
  - G 3210 1111: -50 to +40°C (-58 to +104°F)
  - G 3210 1112: +30 to +120°C (+86 to +248°F)
  - G 3210 1113: -10 to +100°C (+14 to 212°F)
- Uses only one channel
- Supplied by Dupline®
- Channel coding by GAP 1605
- H2-housing
- For mounting on DIN-rail in accordance with EN 50 022

## Product Description

AnaLink transmitter for connection of external 3-wire Pt-100 temperature transducer. The module measures the temperature and transmits the value to the controller G 3890 0030, in which the temperatures from all transmit-

ters are logged and printed out and/or read from a PC.

The module is supplied by the Dupline® signal which means easy installation and flexibility for future expansion.

## Ordering Key

**G 3210 1111**

Type: Dupline®  
H2 Housing  
Temperature range

## Type Selection

Supply:	Ordering no. Range: -50 to +40°C	Ordering no. Range: +30 to +120°C	Ordering no. Range: -10 to +100°C
By Dupline®	G 3210 1111	G 3210 1112	G 3210 1113

## Input Specifications

<b>Signal input</b>	3-wire Pt-100
Temperature range	G 3210 1111: -50 to +40°C G 3210 1112: +30 to +120°C G 3210 1113: -10 to +100°C
Resolution	8 bits (-0.35°C/LSB) (G3210 1113: (0.43°C/LSB))
Inaccuracy	≤ 0.5°C (G3210 1113: ± 0.6°C) (ambient temperature G 3210 111.: 25°C)
Temperature drift	≤ 0.02°C/°K (Δ ambient temperature G 3210 111.)
Cable length	≤ 5 m
<b>Response time</b>	256 pulse trains (~18 s @ 64 ch.)

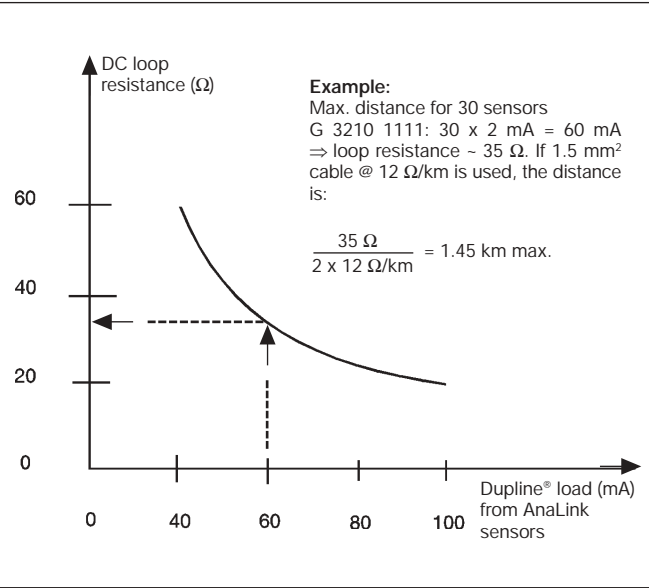
## Supply Specifications

Current consumption	≤ 1.7 mA (from Dupline®)
Power dissipation	≤ 10 mW

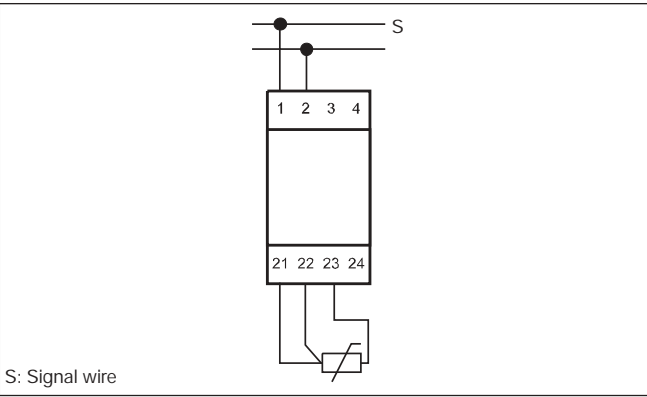
## General Specifications

<b>Channel programming</b>	By GAP 1605
<b>Channel assignment</b>	1 channel freely programmable
<b>Environment</b>	
Degree of protection	IP 20
Pollution degree	3 (IEC 60664)
Operating temperature	0 to +50°C (+32 to +122°F)
Storage temperature	-50 to +85°C (-58 to +185°F)
<b>Humidity (non-condensing)</b>	20 to 80% RH
<b>Mechanical resistance</b>	
Shock	15 G (11 ms)
Vibration	2 G (6 to 55 Hz)
<b>Dimensions</b>	
<b>Material</b> (See Technical Information)	H2-housing
<b>Weight</b>	90 g

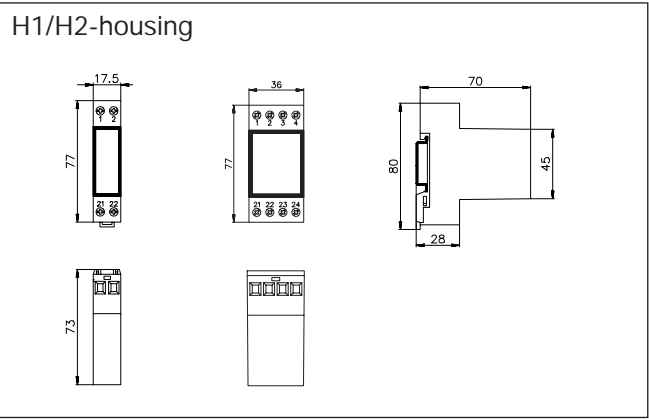
Distance versus No. of Sensors



Wiring Diagram



Dimensions (mm)



Accessories

DIN-rail FMD 411

For further information refer to “Accessories”.