

DO NOT
SCALE FROM
THIS PRINT

TABLE 1						MATED HEIGHT WITH QSS-01
STYLE	"A"	"B"	BODY	GROUND PLANE	TERMINAL	
-01	.1680[4.267]	.1600[4.064]	QTS-25-01-D-XX	T-1G1-01-XXX	T-1S56-01-XXX	.197[5.00] REF
-02	.2861[7.267]	.2781[7.064]	QTS-25-02-D-XX	T-1G1-02-XXX	T-1S56-22-XXX	.315[8.00] REF

TABLE 6		
No. OF POS	"D"	"E"
-025	.788 [20.00]	.728 [18.48]
-050	1.575 [40.01]	1.515 [38.48]
-075	2.363 [60.01]	2.303 [58.48]
** -100	3.150 [80.01]	3.090 [78.49]
** -125	3.938 [100.01]	3.878 [98.49]

** = SEE NOTE 17

TABLE 2	
No OF POSITIONS	COPLANARITY (INCLUDES GND PLANE)
-025 THRU -075	.004[.10]
** -100 THRU ** -125	.006[.15]

** = SEE NOTE 17

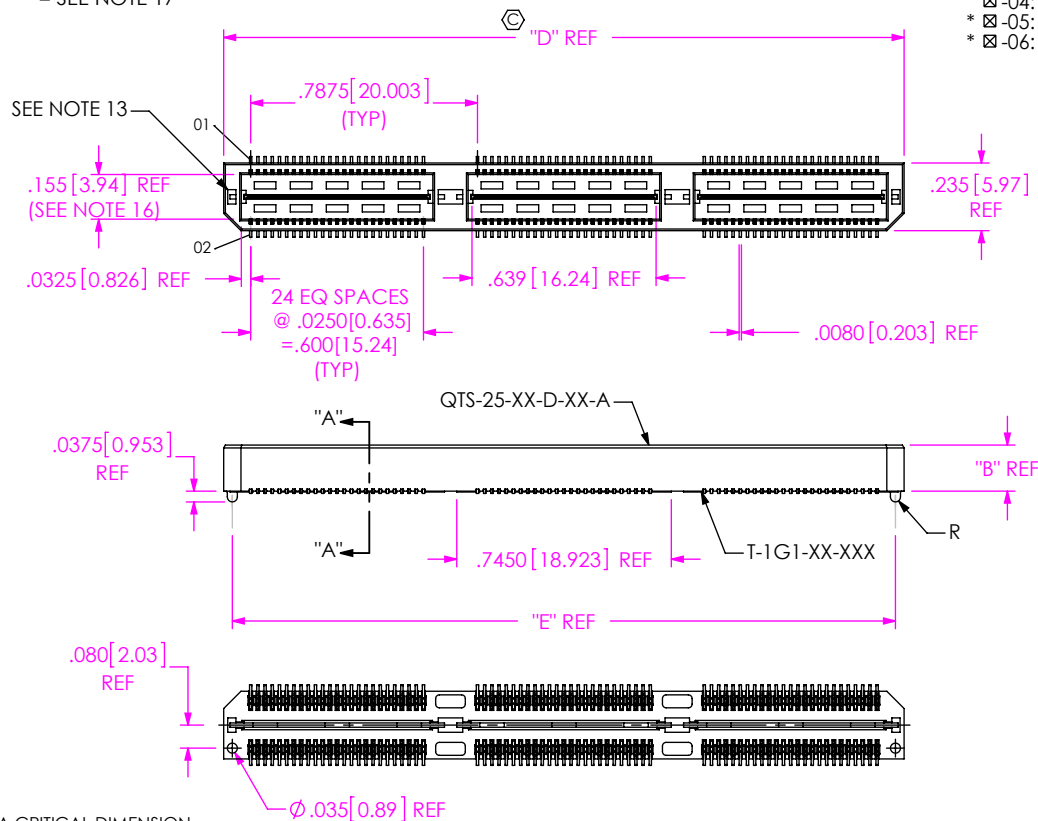


FIG 1
-A: ALIGNMENT PIN OPTION
(QTS-075-01-XXX-D-A SHOWN)

NOTES:

1. \odot REPRESENTS A CRITICAL DIMENSION.
2. DELETED.
3. DELETED.
4. MINIMUM TERMINAL RETENTION: 6 OZ.
5. MINIMUM GROUND PLANE RETENTION: 1 LB.
6. DELETED.
7. PARTS TO BE MOLDED TO POSITION.
8. MAXIMUM VARIANCE OF .002[0.05].
9. DIMENSION APPLIES TO TERMINALS AND GROUND PLANES INDEPENDENT OF THE GROUND PLANE OR TERMINAL RESPECTIVELY.
10. LEAD STYLES -03 AND -05: TOP BODY (QTS) CANNOT HAVE -A OPTION AND -04 AND -06 CAN USE EITHER -A OR -LC BODY.
11. T-1SXX-XX-L CAN BE SUBSTITUTED FOR T-1SXX-XX-F.
12. GROUND PLANE PRESS HEIGHT MUST BE .003[.08] LESS THAN THE MAX HEIGHT OR .001[0.03] GREATER THAN THE MINIMUM HEIGHT OF THE TERMINALS.
13. WINDOW NOT PRESENT ON LEAD STYLES -02 THRU -06 HEIGHT PER REV. E OF THE QTS-25-XX-D-XX-X-XX.
14. NOTE DELETED.
15. DUE TO THE HIGH AMOUNT OF INSERTION FORCE NEEDED, THE -LC OPTION IS NOT COMPATIBLE WITH AUTO PLACEMENT. SAMTEC RECOMMENDS MANUAL PLACEMENT FOR ALL ASSEMBLIES WITH THE -LC OPTION.
16. PIN CAN EXTEND PAST WALL .003[0.08] MAX.
17. AVAILABLE FOR EXISTING CUSTOMERS ONLY.
18. DELETED.

QTS-XXX-XX-XXX-D-XXX

No OF POSITIONS

-025, -050, -075,
** -100, ** -125
(PER ROW)
** (SEE NOTE 17)

LEAD STYLE

-01: .1680[4.267]
-02: .2861[7.264]
☒ -03: .4043[10.269]
☒ -04: .6001[15.246]
* ☒ -05: .7181[18.240]
* ☒ -06: .8361[21.237]

OPTION

-LC: LOCKING CLIPS (SEE NOTE 10 AND NOTE 15)
(USE LC-08-TM-01)
-A: ALIGNMENT PINS (SEE NOTE 10)
(USE QTS-25-XX-D-XX-A)
-K: POLYIMIDE FILM PAD
(USE K-DOT-.276-.375-.005, SEE FIG 3, SHT 2)
-GP: GUIDE POST, (SEE FIG 4, SHT 2)
(AVAILABLE ON STYLE -01 ONLY)
-TR: TAPE & REEL (75 POS MAX)
(N/A ON STYLE -05 & -06)

ROW SPECIFICATION

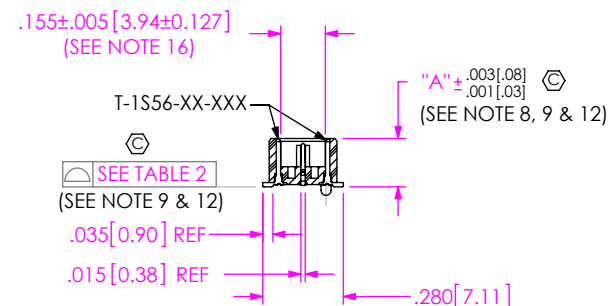
-D: DOUBLE (USE QTS-25-XX-D-XX
& QTSH-25-XX-D-XX)

No OF BANKS

PLATING SPECIFICATION

-F: 3μ" FLASH SELECTIVE GOLD IN
CONTACT AREA, MATTE TIN ON TAIL
(USE T-1SXX-XX-F & T-1G1-XX-F) (SEE NOTE 11)
-L: 10μ" LIGHT SELECTIVE GOLD IN
CONTACT AREA, MATTE TIN ON TAIL
(USE T-1SXX-XX-L & T-1G1-XX-L)
-H: 30μ" HEAVY GOLD IN CONTACT AREA,
3μ" GOLD ON TAIL
(USE T-1SXX-XX-H & T-1G1-XX-G)
-C: 50μ" HEAVY GOLD IN CONTACT AREA,
MATTE TIN ON TAIL
(USE T-1SXX-XX-C & T-1G1-XX-L)
-STL: 30μ" HEAVY SELECTIVE GOLD IN
CONTACT AREA, TIN LEAD ON TAIL
(USE T-1SXX-XX-STL & T-1G1-XX-STL)
-FTL: 3μ" FLASH SELECTIVE GOLD IN
CONTACT AREA, TIN LEAD ON TAIL
(USE T-1SXX-XX-FTL & T-1G1-XX-FTL)

☒ = SEE SHEET 3
* = NOT TOOLED



SECTION "A"-"A"

UNLESS OTHERWISE SPECIFIED,
DIMENSIONS ARE IN INCHES.

TOLERANCES ARE:

DECIMALS: .XX: ±.01[.3]
.XXX: ±.005[.13]
.XXXX: ±.0020[.051]
ANGLES: ± 2°

PROPRIETARY NOTE

THIS DOCUMENT CONTAINS CONFIDENTIAL AND
PROPRIETARY INFORMATION AND ALL DESIGN,
MANUFACTURING, REPRODUCTION, USE, PATENT RIGHTS
AND SALES RIGHTS ARE EXPRESSLY RESERVED BY SAMTEC,
INC. THIS DOCUMENT SHALL NOT BE DISCLOSED, IN WHOLE
OR PART, TO ANY UNAUTHORIZED PERSON OR ENTITY NOR
REPRODUCED, TRANSFERRED OR INCORPORATED IN ANY
OTHER PROJECT IN ANY MANNER WITHOUT THE EXPRESS
WRITTEN CONSENT OF SAMTEC, INC.

MATERIAL: DO NOT SCALE DRAWING SHEET SCALE: 1.5:1

INSULATOR: LCP, UL94V-0; COLOR: BLACK
TERMINAL: PHOS BRONZE
GROUND PLANE: PHOS BRONZE

samtec

520 PARK EAST BLVD, NEW ALBANY, IN 47150
PHONE: 812-944-6733 FAX: 812-948-5047
e-Mail: info@SAMTEC.com code: 55322

DESCRIPTION:
H.635mm DOUBLE ROW HS TERMINAL ASSEMBLY

DWG. NO.

QTS-XXX-XX-XXX-D-XXX

BY: DEAN P 09-14-2010 SHEET 1 OF 3

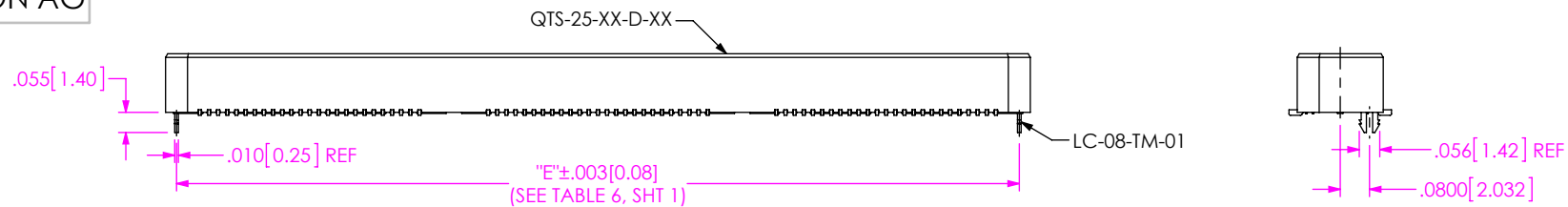


FIG 2
-LC: LOCKING CLIP OPTION
(QTS-075-01-XXX-D-LC SHOWN)
(DIFFERENT AS SHOWN, OTHERWISE SAME AS FIG 1)

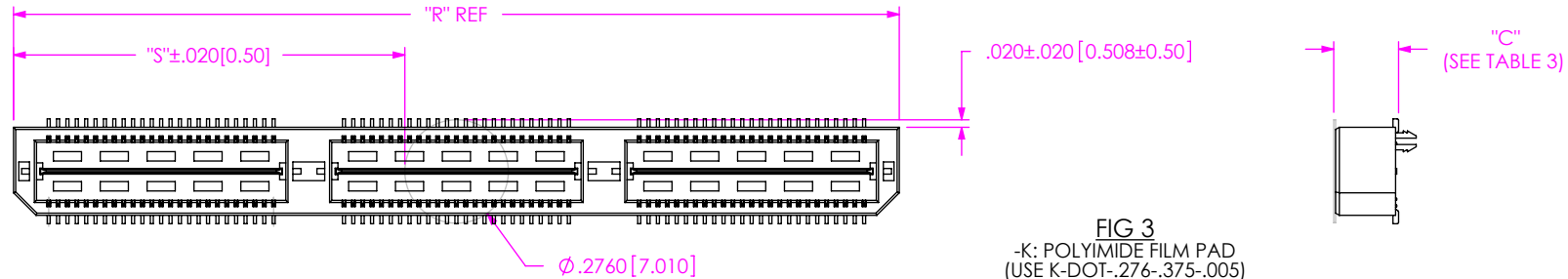


FIG 3
-K: POLYIMIDE FILM PAD
(USE K-DOT-.276-.375-.005)

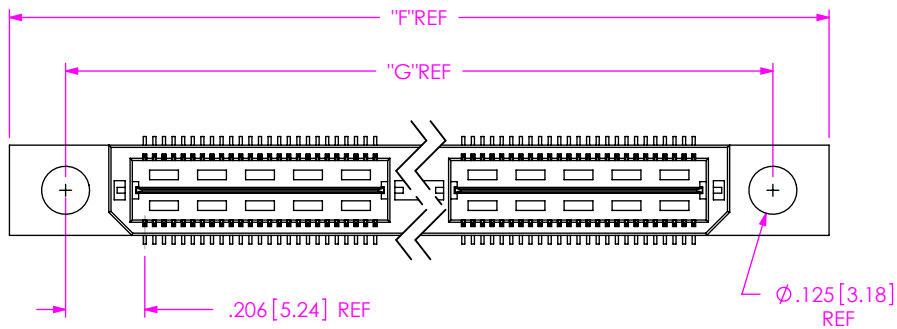


FIG 4
-GP: GUIDE POST OPTION
(QTS-075-01-XXX-D-GP SHOWN)
(DIFFERENT AS SHOWN, OTHERWISE SAME AS FIG 1)
(AVAILABLE ON STYLE -01 ONLY)

TABLE 7				
No OF POS	"R"		"S"	
	-LC, -A	-GP	-LC, -A	-GP
-025	.788 [20.00]	1.305 [33.15]	.256 [6.50]	.515 [13.07]
-050	1.575 [40.01]	2.093 [53.15]	.650 [16.50]	.908 [23.07]
-075	2.363 [60.01]	2.880 [73.15]	1.043 [26.50]	1.302 [33.07]
** -100	3.150 [80.01]	3.668 [93.15]	1.437 [36.50]	1.696 [43.07]
** -125	3.938 [100.01]	4.455 [113.16]	1.831 [46.50]	2.090 [53.07]

** = SEE NOTE 17

TABLE 8		
POS	"F"	"G"
-025	1.305 [33.15]	1.013 [25.72]
-050	2.093 [53.15]	1.800 [45.72]
-075	2.880 [73.15]	2.588 [65.72]
** -100	3.668 [93.15]	3.375 [85.73]
** -125	4.455 [113.16]	4.163 [105.73]

** = SEE NOTE 17

TABLE 3	
STYLE	"C"
-01	.173 [4.39]
-02	.291 [7.39]
-03	.409 [10.39]
-04	.605 [15.37]
-05	.723 [18.36]
-06	.841 [21.36]

PROPRIETARY NOTE
THIS DOCUMENT CONTAINS CONFIDENTIAL AND PROPRIETARY INFORMATION AND ALL DESIGN, MANUFACTURING, REPRODUCTION, USE, PATENT RIGHTS AND SALES RIGHTS ARE EXPRESSLY RESERVED BY SAMTEC, INC. THIS DOCUMENT SHALL NOT BE DISCLOSED, IN WHOLE OR PART, TO ANY UNAUTHORIZED PERSON OR ENTITY NOR REPRODUCED, TRANSFERRED OR INCORPORATED IN ANY OTHER PROJECT IN ANY MANNER WITHOUT THE EXPRESS WRITTEN CONSENT OF SAMTEC, INC.

DO NOT SCALE DRAWING

SHEET SCALE: 2:1

samtec

520 PARK EAST BLVD, NEW ALBANY, IN 47150
PHONE: 812-944-6733 FAX: 812-948-5047
e-Mail: info@SAMTEC.com code: 55322

DESCRIPTION:
H.635mm DOUBLE ROW HS TERMINAL ASSEMBLY

DWG. NO. **QTS-XXX-XX-XXX-D-XXX**

BY: DEAN P 09-14-2010 SHEET 2 OF 3

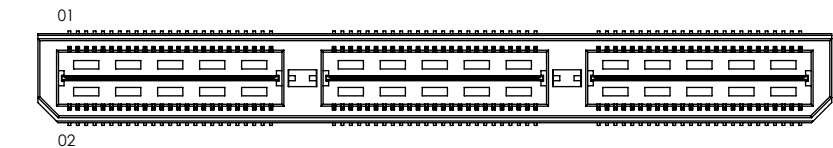
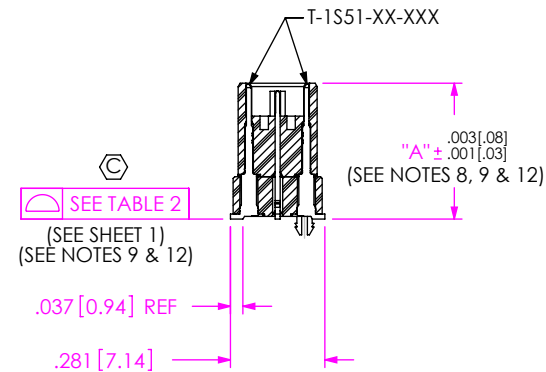
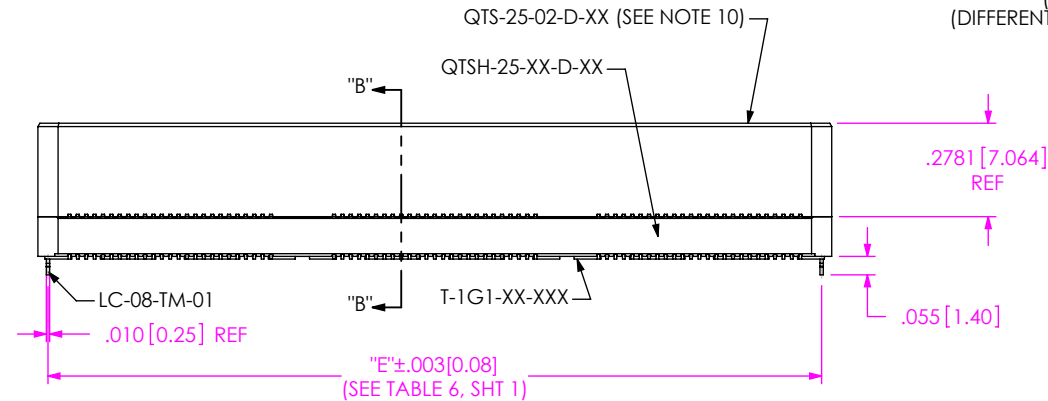


TABLE 4					
STYLE	"A"	GROUND PLANE	TERMINAL	BOTTOM SPACER BODY	MATED HEIGHT WITH QSS-01
-03	.4043[10.269]	T-1G1-03-XXX	T-1S51-03-XXX	QTSH-25-01-D-XX-X	.433 [11.00] REF
-04	.6001 [15.246]	T-1G1-04-XXX	T-1S51-04-XXX	QTSH-25-01-D-XX-X	.630 [16.00] REF
* -05	.7181 [18.240]	T-1G1-05-XXX	T-1S51-05-XXX	QTSH-25-02-D-XX-X	.748 [19.00] REF
* -06	.8361 [21.237]	T-1G1-06-XXX	T-1S51-06-XXX	QTSH-25-02-D-XX-X	.866 [22.00] REF

(* = NOT TOOLED)

FIG 5
(QTS-075-03-XXX-D-LC SHOWN)
(DIFFERENT AS SHOWN, OTHERWISE SAME AS FIG 1)



SECTION "B"- "B"

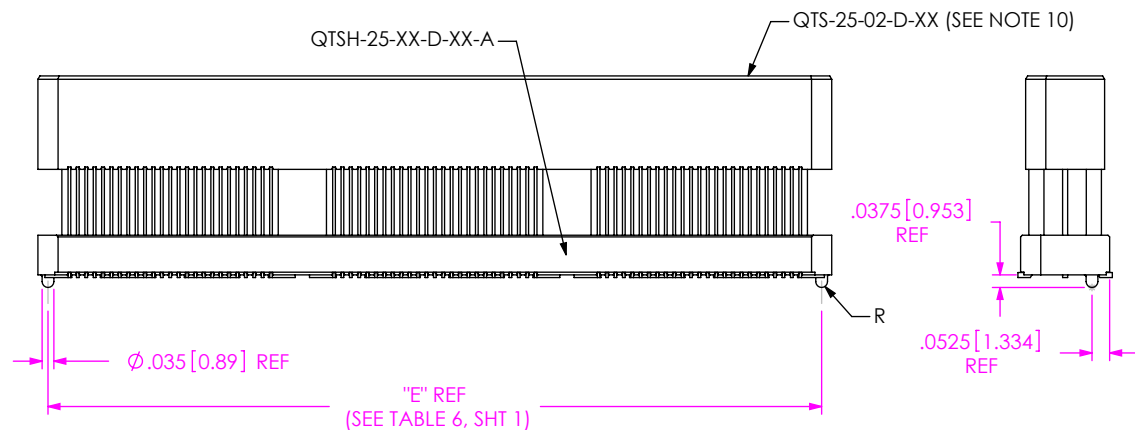
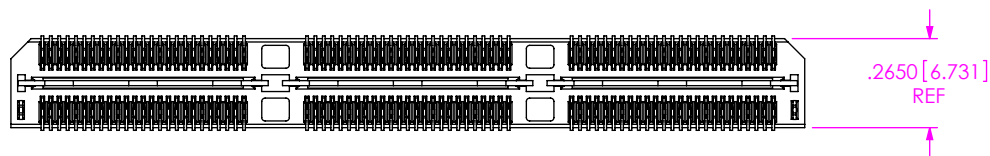


FIG 6
(QTS-075-04-XXX-D-A SHOWN)
(DIFFERENT AS SHOWN, OTHERWISE SAME AS FIG 1)
(STYLE -03, -04, -05 & -06)

PROPRIETARY NOTE
THIS DOCUMENT CONTAINS CONFIDENTIAL AND PROPRIETARY INFORMATION AND ALL DESIGN, MANUFACTURING, REPRODUCTION, USE, PATENT RIGHTS AND SALES RIGHTS ARE EXPRESSLY RESERVED BY SAMTEC, INC. THIS DOCUMENT SHALL NOT BE DISCLOSED, IN WHOLE OR PART, TO ANY UNAUTHORIZED PERSON OR ENTITY NOR REPRODUCED, TRANSFERRED OR INCORPORATED IN ANY OTHER PROJECT IN ANY MANNER WITHOUT THE EXPRESS WRITTEN CONSENT OF SAMTEC, INC.

DO NOT SCALE DRAWING

SHEET SCALE: 1.75:1

F:\DWG\MISC\MKTG\QTS-XXX-XX-XXX-D-XXX-MKT.SLDDRW



520 PARK EAST BLVD, NEW ALBANY, IN 47150
PHONE: 812-944-6733 FAX: 812-948-5047
e-Mail: info@SAMTEC.com code: 55322

DESCRIPTION:
H.635mm DOUBLE ROW HS TERMINAL ASSEMBLY

DWG. NO. QTS-XXX-XX-XXX-D-XXX

BY: DEAN P 09-14-2010 SHEET 3 OF 3