SHUNTS & JUMPERS



(2.54 mm) .100" PITCH • SNT/MNT/2SN/SNM/PK/JL SERIES

SNT/MNT
Mates:
TSW, HTSW, MTSW, HMTSW, TLW, DW, EW, ZW, HW, TSM, BST, PHT

2SN
Mates:
TMMH, TMM, MTMM, MMT, TW, LTMM, ZLTMM, TSH, EHT

SNM
Mates:
TMS, MTMS, DWM

SPECIFICATIONS

SNT
Insulator Material:
Glass Filled Polyester
Contact Material:
Phosphor Bronze
Current Rating (SNT/TSW):
4.3 A per pin
(1 pin powered per row)
Operating Temp Range:
-55 °C to +125 °C (Gold)
-55 °C to +105 °C (Tin)
Insertion Depth:
(4.32 mm) .170" minimum
Lead Size accepted:
(0.64 mm) .025" SQ

MNT
Same as SNT except:
Current Rating (MNT/TSM):
3.9 A per pin
(1 pin powered per row)
Working Voltage:
450 VAC

2SN
Same as SNT except:
Insertion Depth:
(2.29 mm) .090" minimum
Lead Size accepted:
(0.51 mm) .020" SQ

SNM
Same as SNT except:
Insertion Depth:
(3.43 mm) .135" minimum
Max Processing Temp:
Not recommended for IR/VP

SNT - 100 - BODY COLOR - PLATING OPTION - HANDLE OPTION

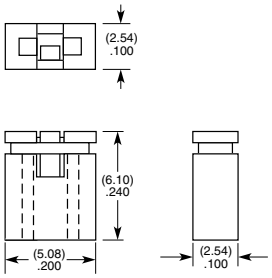

–BK
= Black

–RD
= Red

–BL
= Blue

–YW
= Yellow

–G
= 10 µ"
(0.25 µm)
Gold

–T
= Matte Tin

–H
= Handle
(Black Only)

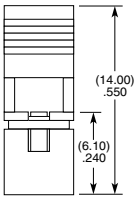

Note:
Other Gold plating options available.

MNT - 1 - NO. OF POSITIONS - BODY COLOR - PLATING OPTION

02 thru 20

–BK
= Black

–F
= Gold Flash

–G
= 10 µ" (0.25 µm) Gold

–T
= Matte Tin

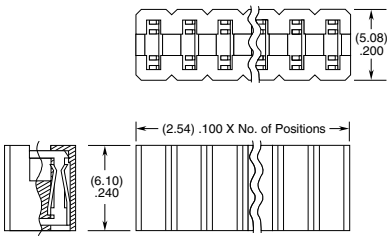

Note:
Some lengths, styles and options are non-standard, non-returnable.

2SN

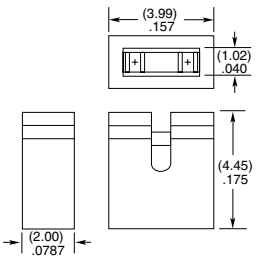

PART NO.
2SN-BK-G

SNM

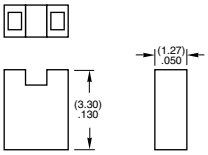

PART NO.
SNM-100-BK-G

JL

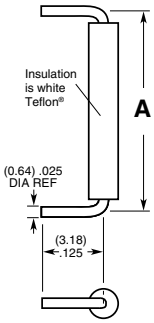

PART NO.	A
JL–100–25–T	(2.54) .100
JL–250–25–T	(6.35) .250
JL–400–25–T	(10.16) .400

Note:
For complete specifications see www.samtec.com?JL

PK

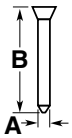

PART NO.	A	B
PK–01–06	(0.64) .025 SQ	(5.84) .230
PK–01–07	(0.51) .020 SQ	(3.18) .125

Insulator Material:
Natural Thermoplastic

Note:
Order per wheel.
6 pins per wheel.

samtec.com?SNT, samtec.com?MNT, samtec.com?2SN or samtec.com?SNM

Unless otherwise approved in writing by Samtec, all parts and components are designed and built according to Samtec's specifications which are subject to change without notice.