



## BAS40V

### Features

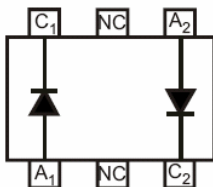
- Fast Switching Speed
- Low Forward Voltage Drop
- PN Junction Guard Ring for Transient and ESD Protection
- Lead Free Plating
- Epoxy meets UL 94 V-0 flammability rating
- Moisture Sensitivity Level 1
- Lead Free Finish/Rohs Compliant ("P" Suffix designates RoHS Compliant. See ordering information)
- Halogen free available upon request by adding suffix "-HF"

### Maximum Ratings

Symbol	Rating	Rating	Unit
$V_{RRM}$	Peak Repetitive Reverse Voltage	40	V
$V_{RWM}$	Working Peak Reverse Voltage		
$V_R$	DC Blocking Voltage		
$I_O$	Average Rectified Output Current	200	mA
$R_{\theta JA}$	Thermal Resistance Junction to Ambient	667	$^{\circ}C/W$
$P_D$	Power dissipation	150	mW
$T_J$	Junction Temperature	-55 to +125	$^{\circ}C$
$T_{STG}$	Storage Temperature	-65 to +150	$^{\circ}C$

### Electrical Characteristics @ 25°C Unless Otherwise Specified

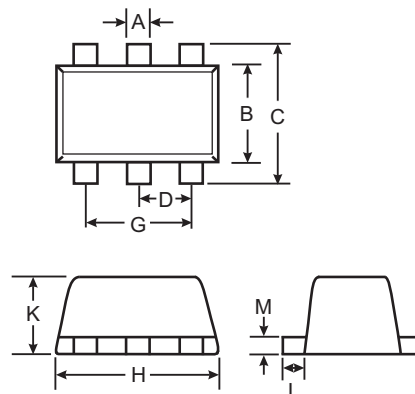
Symbol	Parameter	Min	Max	Test Conditions
$V_{(BR)}$	Reverse Breakdown Voltage	40V		$I_R=10 \mu A$
$I_R$	Reverse Voltage Leakage Current		200nA	$V_R=30V, t_p<300 \mu s$
$V_F$	Forward Voltage		380mV 1000mV	$I_F=1mA, t_p<300 \mu s$ $I_F=40mA, t_p<300 \mu s$
$C_T$	Total Capacitance		5pF	$V_R=0, f=1MHz$
$t_{rr}$	Reverse Recovery Time		5ns	$I_{rr}=10mA, I_R=I_F=10mA, R_L=100 \Omega$



Marking: KAN

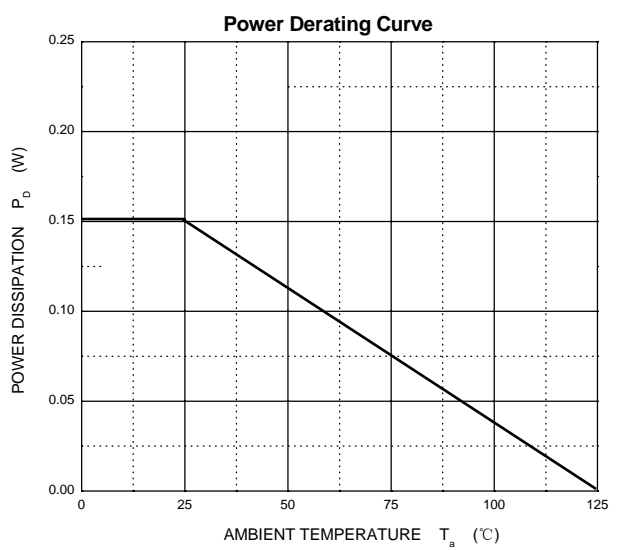
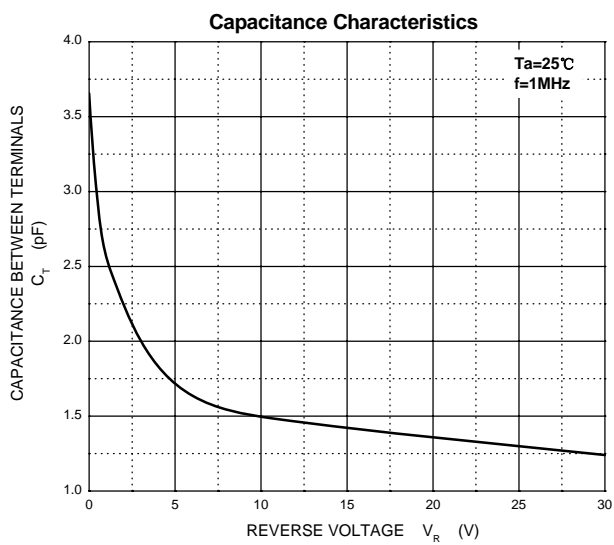
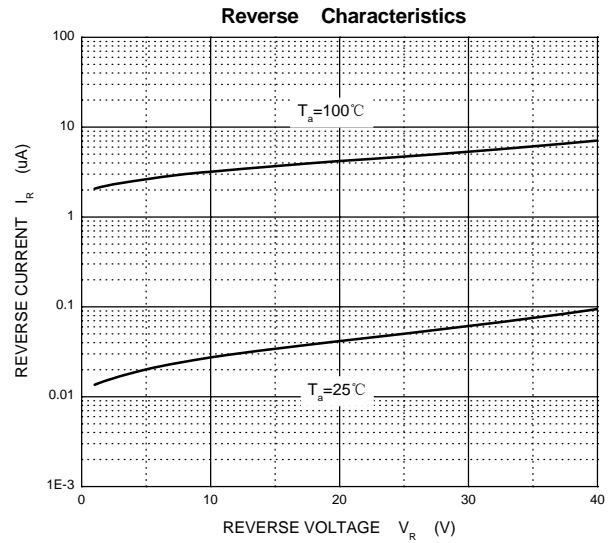
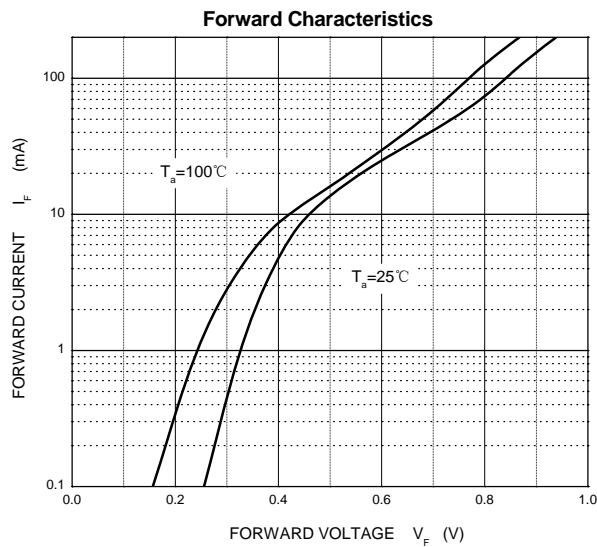
## 150mW Schottky Diodes

### SOT-563



DIM	INCHES		MM		NOTE
	MIN	MAX	MIN	MAX	
A	.006	.011	0.15	0.30	
B	.043	.049	1.10	1.25	
C	.061	.067	1.55	1.70	
D	.020		0.50		
G	.035	.043	0.90	1.10	
H	.059	.067	1.50	1.70	
K	.022	.023	0.56	0.60	
L	.004	.011	0.10	0.30	
M	.004	.007	0.10	0.18	

# BAS40V



## Ordering Information :

Device	Packing
Part Number-TP	Tape&Reel: 3Kpcs/Reel

Note : Adding "-HF" suffix for halogen free, eg. Part Number-TP-HF

### \*\*\*IMPORTANT NOTICE\*\*\*

**Micro Commercial Components Corp.** reserves the right to make changes without further notice to any product herein to make corrections, modifications , enhancements , improvements , or other changes . **Micro Commercial Components Corp .** does not assume any liability arising out of the application or use of any product described herein; neither does it convey any license under its patent rights ,nor the rights of others . The user of products in such applications shall assume all risks of such use and will agree to hold **Micro Commercial Components Corp .** and all the companies whose products are represented on our website, harmless against all damages.

### \*\*\*LIFE SUPPORT\*\*\*

MCC's products are not authorized for use as critical components in life support devices or systems without the express written approval of Micro Commercial Components Corporation.

### \*\*\*CUSTOMER AWARENESS\*\*\*

Counterfeiting of semiconductor parts is a growing problem in the industry. Micro Commercial Components (MCC) is taking strong measures to protect ourselves and our customers from the proliferation of counterfeit parts. MCC strongly encourages customers to purchase MCC parts either directly from MCC or from Authorized MCC Distributors who are listed by country on our web page cited below. Products customers buy either from MCC directly or from Authorized MCC Distributors are genuine parts, have full traceability, meet MCC's quality standards for handling and storage. **MCC will not provide any warranty coverage or other assistance for parts bought from Unauthorized Sources.** MCC is committed to combat this global problem and encourage our customers to do their part in stopping this practice by buying direct or from authorized distributors.

# Mouser Electronics

Authorized Distributor

Click to View Pricing, Inventory, Delivery & Lifecycle Information:

[Micro Commercial Components \(MCC\):](#)

[BAS40V-TP](#)