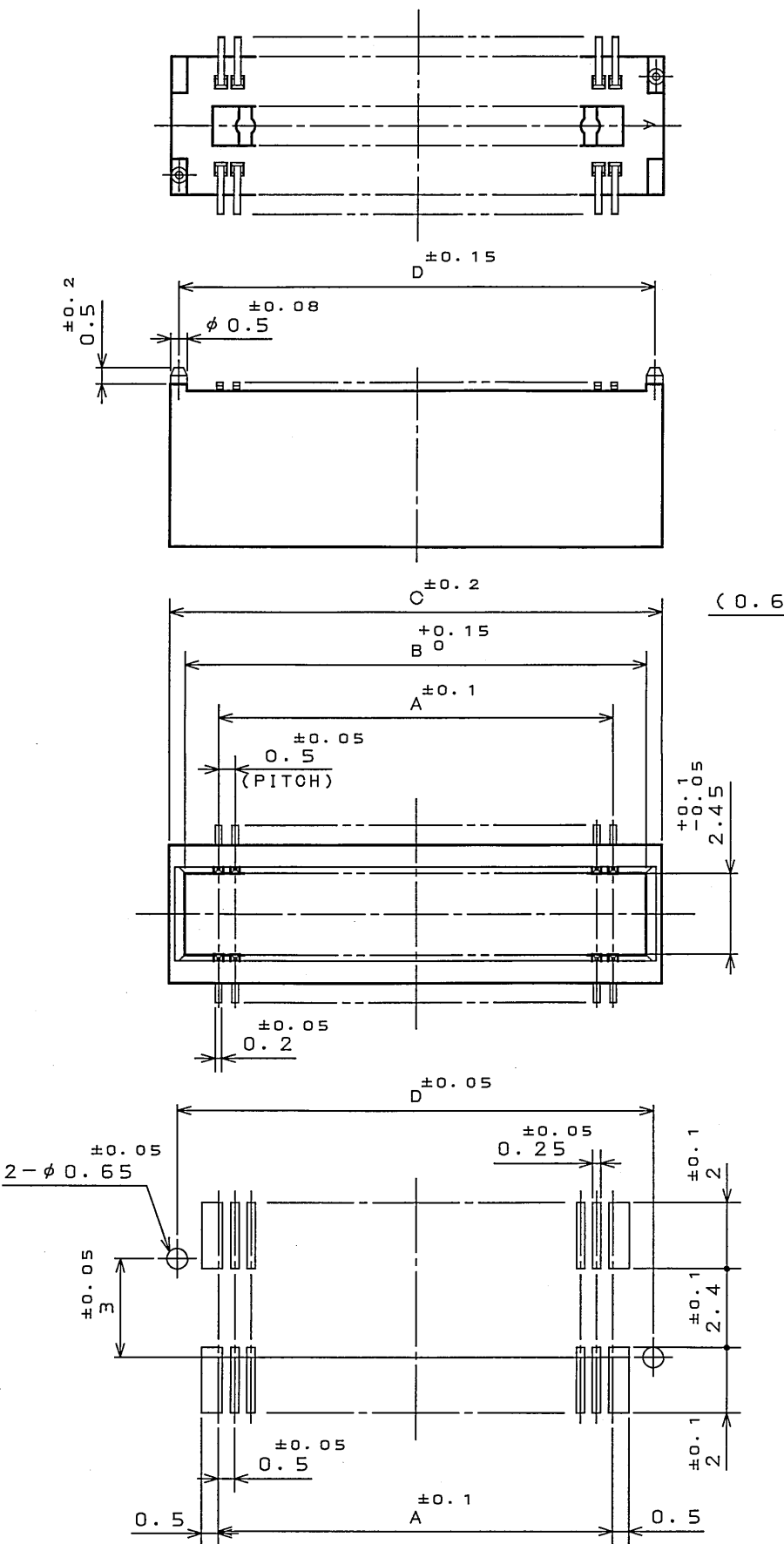
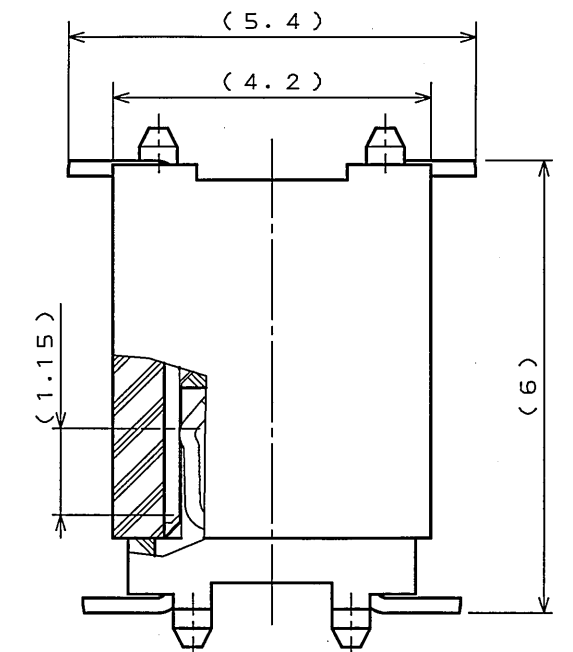
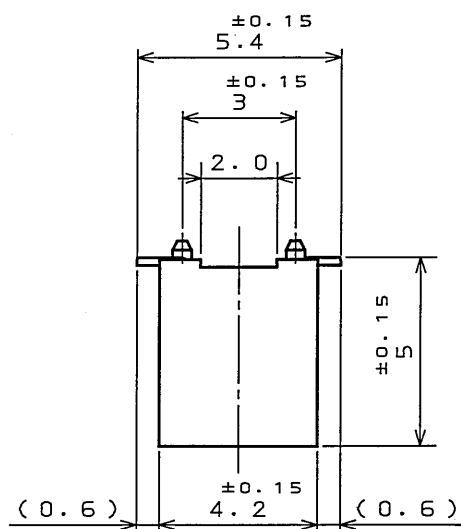


DOF-0-212E(03.08)

図面番号 (DRAWING NO.) SJ100394



APPLICABLE P.C.B. DIMENSION (REF.)  
(CONNECTOR MOUNTING SIDE)



MATED CONDITION (REF.)

| 版数<br>REV. | 年月日<br>DATE | CON NO. | 変更内容<br>DESCRIPTION | 製図<br>DR. | 担当<br>CHK. | 査閲<br>APPD. | 承認<br>APPD. |
|------------|-------------|---------|---------------------|-----------|------------|-------------|-------------|
|            |             |         |                     |           |            |             |             |
|            |             |         |                     |           |            |             |             |
|            |             |         |                     |           |            |             |             |

TABLE 1

| No. OF CONTACTS(N) | A    | B    | C    | D    |
|--------------------|------|------|------|------|
| 30                 | 7.0  | 9.0  | 10.0 | 9.5  |
| 40                 | 9.5  | 11.5 | 12.5 | 12.0 |
| 50                 | 12.0 | 14.0 | 15.0 | 14.5 |
| 60                 | 14.5 | 16.5 | 17.5 | 17.0 |
| 80                 | 19.5 | 21.5 | 22.5 | 22.0 |
| 100                | 24.5 | 26.5 | 27.5 | 27.0 |
| 120                | 29.5 | 31.5 | 32.5 | 32.0 |
| 130                | 32.0 | 34.0 | 35.0 | 34.5 |

TABLE 2

| FINISH | CONTACT AREA                   | TERMINAL AREA             |
|--------|--------------------------------|---------------------------|
| N 1    | GOLD(0.1μm MIN)<br>OVER NICKEL | GOLD FLASH<br>OVER NICKEL |

NOTE 1. COPLANARITY IS AS PER APPLICABLE SPECIFICATION.

注1. 端子の振れ規定は適用仕様書による。

|                          |                   |                     |                  |                    |  |   |
|--------------------------|-------------------|---------------------|------------------|--------------------|--|---|
| 2                        | INSULATOR         | 1                   | GLASS FILLED PPS |                    |  | COLOR: BLACK  |
| 1                        | CONTACT           | N                   | PHOSPHOR BRONZE  | TABLE 2            |  |   |
| 符号<br>NO.                | 名称<br>DESCRIPTION | 個数<br>QTY.          | 材料<br>MATERIAL   | 仕上<br>FINISH       |  | 備考<br>REMARKS   |
| 仕様書 (SPECIFICATION)      |                   | 第1版 (ORIGINAL DATE) |                  | 図面番号 (DRAWING NO.) |  | JAE CONNECTOR DIV. PROPRIETARY.<br>COPYRIGHT (C) 2003, JAPAN AVIATION<br>ELECTRONICS INDUSTRY, LTD.<br>日本航空電子工業株式会社 |
| JACS-1385-*              |                   | 4.Dec.2003          |                  | 5:1                |  |   |
| 一般公差 (GENERAL TOLERANCE) |                   | 製図<br>DR.           | S.MIURA          | 名称 (TITLE)         |  |   |
| 寸法 (DIMENSION)           |                   | 担当<br>CHK.          | T.SHIODA         | WR-*PB-VF60-N1     |  |   |
| 角度 (ANGLES)              |                   | 査閲<br>APPD.         | K. Kawase        | 重量 (WEIGHT)        |  |   |
| . ±0.8                   |                   | 承認<br>APPD.         | S. Kashiwagi     | 図面番号 (DRAWING NO.) |  |   |
| .X ±0.4                  |                   |                     |                  | SJ100394           |  |   |
| .XX ±0.1                 |                   |                     |                  |                    |  |   |
| .XXX ±                   |                   |                     |                  |                    |  |   |

LEAD FREE この製品は鉛フリー品です

# Mouser Electronics

Authorized Distributor

Click to View Pricing, Inventory, Delivery & Lifecycle Information:

[JAE Electronics:](#)

[WR-100PB-VF-N1](#) [WR-120PB-VF60-N1](#) [WR-100PB-VF60-N1](#)