



Micro Commercial Components



Micro Commercial Components
20736 Marilla Street Chatsworth
CA91311
Phone: (818) 701-4933
Fax: (818) 701-4939

ESD5V0D3 Thru ESD12VD3

Features

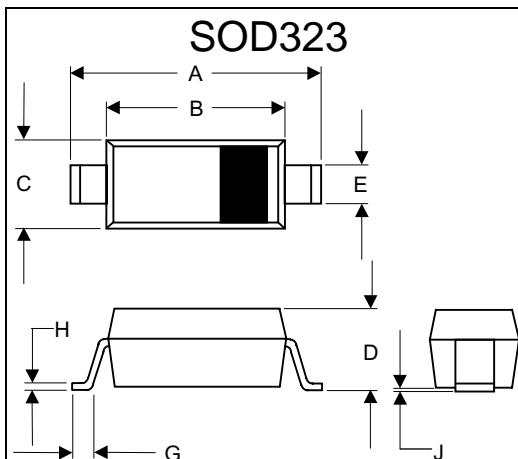
- Halogen free available upon request by adding suffix "-HF"
- For sensitive ESD protection
- Excellent clamping capability
- Low leakage
- ESD rating of class 3(>16KV)per Human Body Mode
- For space saving application
- Fast response ,response time less than 1ns.
- Epoxy meets UL 94 V-0 flammability rating
- Moisture Sensitivity Level 1

Maximum Ratings

- Operating Junction &StorageTemperature: -55°C to +150°C
- Maximum Thermal Resistance: 625°C/W Junction To Ambient

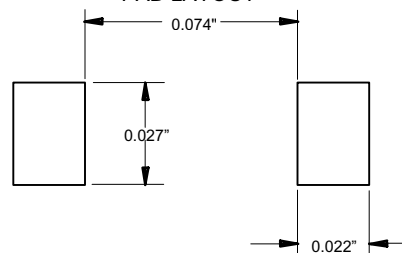
| Parameter | Symbol | Limits | unit |
|---------------------------------|--------|---------------------|------|
| IEC61000-4-2(ESD) Air Contact | | ± 15 ± 8 | KV |
| ESD Voltage per human body mode | | 30 | KV |
| Power Dissipation | Pd | 200 | mw |

5V~12Volts ESD Protection Devices



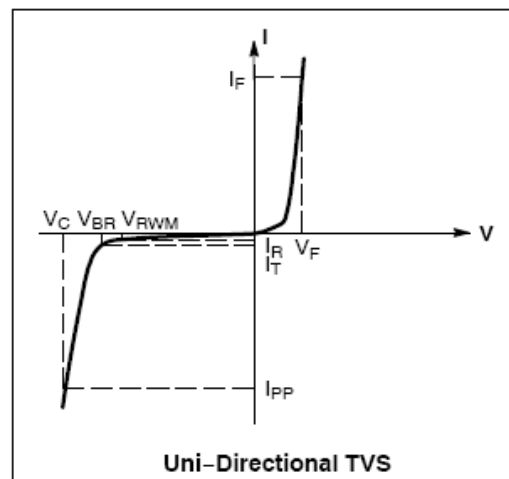
| DIM | INCHES | | MM | | NOTE |
|-----|--------|------|-------|------|------|
| | MIN | MAX | MIN | MAX | |
| A | .090 | .107 | 2.30 | 2.70 | |
| B | .063 | .071 | 1.60 | 1.80 | |
| C | .045 | .053 | 1.15 | 1.35 | |
| D | .031 | .045 | 0.80 | 1.15 | |
| E | .010 | .016 | 0.25 | 0.40 | |
| G | .004 | .018 | 0.10 | 0.45 | |
| H | .004 | .010 | 0.10 | 0.25 | |
| J | ----- | .006 | ----- | 0.15 | |

SUGGESTED SOLDER PAD LAYOUT



ELECTRICAL CHARACTERISTICS (T_A = 25°C unless otherwise noted)

| Symbol | Parameter |
|------------------|--|
| I _{PP} | Maximum Reverse Peak Pulse Current |
| V _C | Clamping Voltage @ I _{PP} |
| V _{RWM} | Working Peak Reverse Voltage |
| I _R | Maximum Reverse Leakage Current @ V _{RWM} |
| V _{BR} | Breakdown Voltage @ I _T |
| I _T | Test Current |
| I _F | Forward Current |
| V _F | Forward Voltage @ I _F |
| P _{pk} | Peak Power Dissipation |
| C | Max. Capacitance @V _R =0 and f =1MHz |



ELECTRICAL CHARACTERISTICS (T_A = 25°C unless otherwise noted, V_F = 0.9 V Max. @ I_F = 10mA for all types)

| Device | Device Marking | V _{RWM} (V) | I _R (μA) @ V _{RWM} | V _{BR} (V) @ I _T (Note 2) | | I _T | V _C @I _{PP} = 5 A | I _{PP} (A) * | V _C (V) @Max I _{PP} * | P _{pk} * (W) | C (pF) |
|----------|----------------|-------------------------|---|--|-------|----------------|--|-----------------------|--|--------------------------|-----------|
| | | Max | Max | Min | Max | mA | V | Max | Max | Max | Typ |
| ESD5V0D3 | ZA | 5.0 | 1.0 | 6.2 | 7.3 | 1.0 | 9.8 | 15 | 15.5 | 350 | 350 |
| ESD12VD3 | ZC | 12 | 1.0 | 13.3 | 15.75 | 1.0 | 22 | 12 | 33 | 350 | 150 |

+Surge current waveform per Figure 6.

2. V_{BR} is measured with a pulse test current I_T at an ambient temperature of 25°C.

TYPICAL CHARACTERISTICS

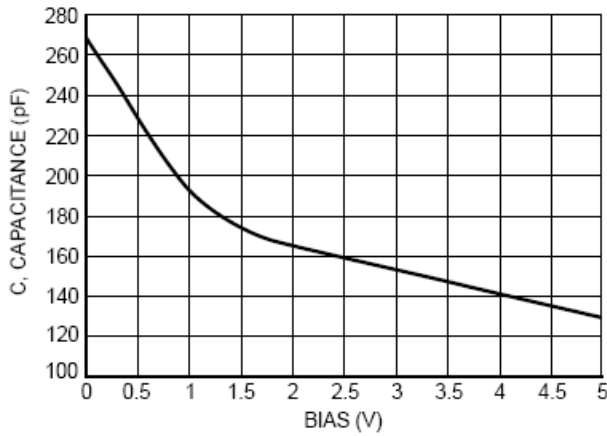


Figure 1. SD05 Typical Capacitance versus Bias Voltage

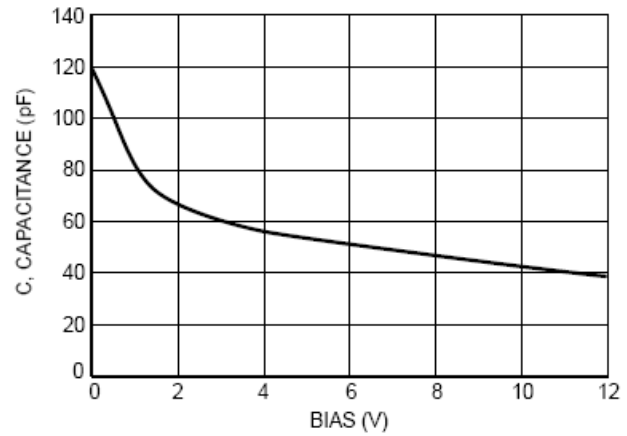


Figure 2. SD12 Typical Capacitance versus Bias Voltage

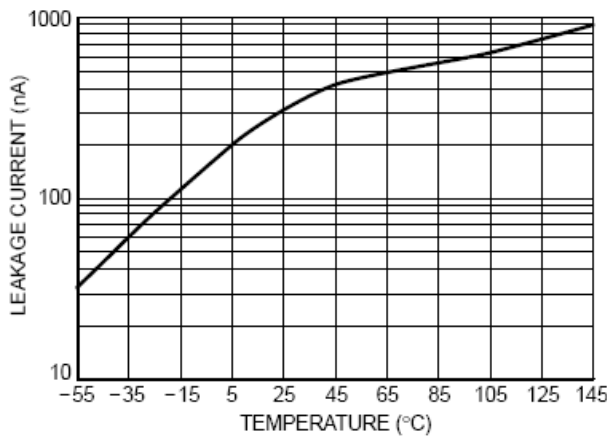


Figure 3. SD05 Typical Leakage Current versus Temperature

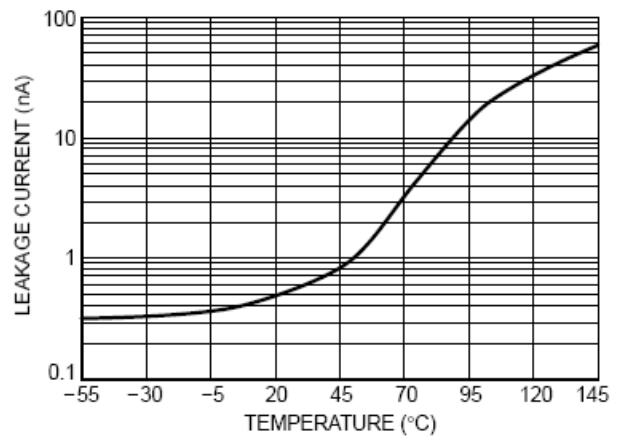


Figure 4. SD12 Typical Leakage Current versus Temperature

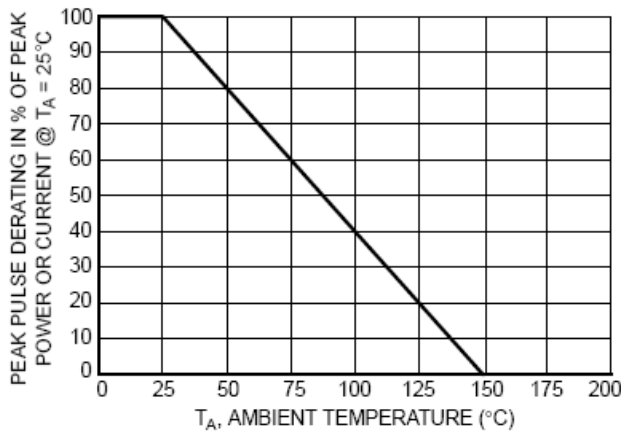


Figure 5. Pulse Derating Curve

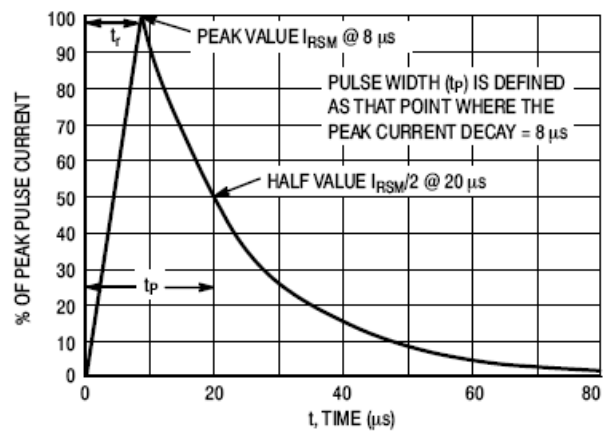


Figure 6. 8 x 20 μs Pulse Waveform



Micro Commercial Components

Ordering Information :

| Device | Packing |
|----------------|-----------------------|
| Part Number-TP | Tape&Reel: 3Kpcs/Reel |

Note : Adding "-HF" suffix for halogen free, eg. Part Number-TP-HF

IMPORTANT NOTICE

Micro Commercial Components Corp. reserves the right to make changes without further notice to any product herein to make corrections, modifications , enhancements , improvements , or other changes . **Micro Commercial Components Corp .** does not assume any liability arising out of the application or use of any product described herein; neither does it convey any license under its patent rights ,nor the rights of others . The user of products in such applications shall assume all risks of such use and will agree to hold **Micro Commercial Components Corp .** and all the companies whose products are represented on our website, harmless against all damages.

LIFE SUPPORT

MCC's products are not authorized for use as critical components in life support devices or systems without the express written approval of Micro Commercial Components Corporation.

CUSTOMER AWARENESS

Counterfeiting of semiconductor parts is a growing problem in the industry. Micro Commercial Components (MCC) is taking strong measures to protect ourselves and our customers from the proliferation of counterfeit parts. MCC strongly encourages customers to purchase MCC parts either directly from MCC or from Authorized MCC Distributors who are listed by country on our web page cited below. Products customers buy either from MCC directly or from Authorized MCC Distributors are genuine parts, have full traceability, meet MCC's quality standards for handling and storage. **MCC will not provide any warranty coverage or other assistance for parts bought from Unauthorized Sources.** MCC is committed to combat this global problem and encourage our customers to do their part in stopping this practice by buying direct or from authorized distributors.

www.mccsemi.com