

L-7104SEC-E	HYPER ORANGE
L-7104SEC-H	HYPER ORANGE
L-7104SYC-H	SUPER BRIGHT YELLOW

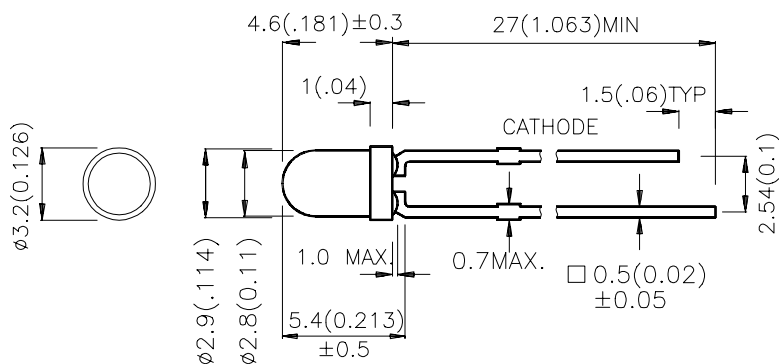
### Features

- ULTRA BRIGHTNESS.
- WATER CLEAR LENS.
- OUTSTANDING MATERIAL EFFICIENCY.
- RELIABLE AND RUGGED.
- IC COMPATIBLE/LOW CURRENT CAPABILITY.

### Description

The Hyper Orange and Super Bright Yellow source color devices are made with DH InGaAlP on GaAs substrate Light Emitting Diode.

### Package Dimensions



#### Notes:

1. All dimensions are in millimeters (inches).
2. Tolerance is  $\pm 0.25(0.01)$  unless otherwise noted.
3. Lead spacing is measured where the lead emerge package.
4. Specifications are subject to change without notice.

## Selection Guide

Part No.	Dice	Lens Type	Iv (mcd) @ 20 mA		Viewing Angle
			Min.	Typ.	2θ1/2
L-7104SEC-E	HYPER ORANGE (InGaAlP)	WATER CLEAR	1000	2000	34°
L-7104SEC-H		WATER CLEAR	2000	3500	34°
L-7104SYC-H	SUPER BRIGHT YELLOW (InGaAlP)	WATER CLEAR	480	900	34°

Note:

1. θ1/2 is the angle from optical centerline where the luminous intensity is 1/2 the optical centerline value.

## Electrical / Optical Characteristics at T<sub>A</sub>=25°C

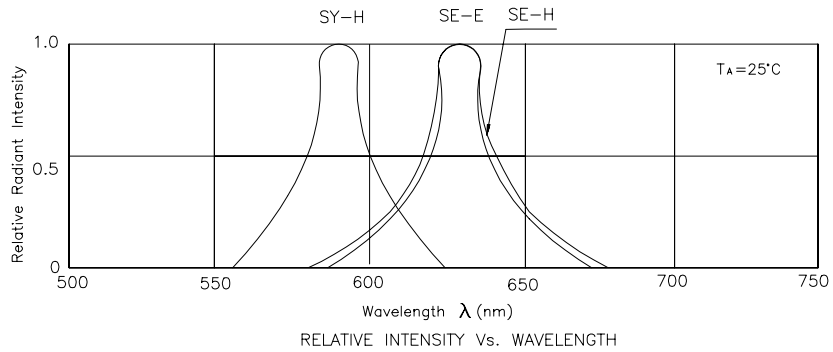
Symbol	Parameter	Device	Typ.	Max.	Units	Test Conditions
λ <sub>peak</sub>	Peak Wavelength	Hyper Orange (SE-E) Hyper Orange (SE-H) Super Bright Yellow (SY-H)	630 630 590		nm	IF=20mA
λ <sub>D</sub>	Dominate Wavelength	Hyper Orange (SE-E) Hyper Orange (SE-H) Super Bright Yellow (SY-H)	621 630 589		nm	IF=20mA
Δλ <sub>1/2</sub>	Spectral Line Halfwidth	Hyper Orange (SE-E) Hyper Orange (SE-H) Super Bright Yellow (SY-H)	20 25 20		nm	IF=20mA
C	Capacitance	Hyper Orange (SE-E) Hyper Orange (SE-H) Super Bright Yellow (SY-H)	25 27 45		pF	VF=0V; f=1MHz
V <sub>F</sub>	Forward Voltage	Hyper Orange (SE-E) Hyper Orange (SE-H) Super Bright Yellow (SY-H)	2.0 2.4 2.3	2.5 2.8 2.8	V	IF=20mA
I <sub>R</sub>	Reverse Current	All		10	uA	VR = 5V

## Absolute Maximum Ratings at T<sub>A</sub>=25°C

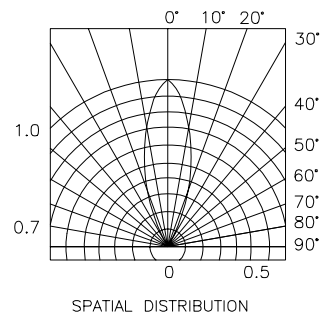
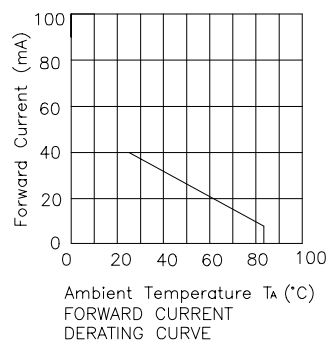
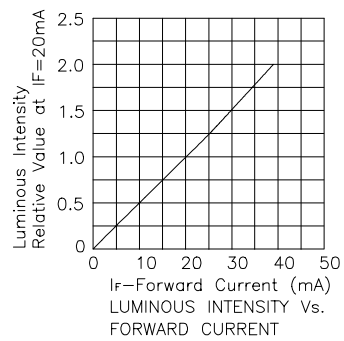
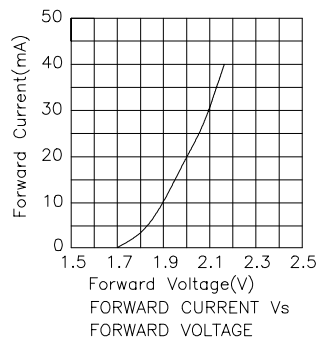
Parameter	Hyper Orange (SE-E)	Hyper Orange (SE-H)	Super Bright Yellow (SY-H)	Units
Power dissipation	150	120	120	mW
DC Forward Current	40	30	30	mA
Peak Forward Current [1]	195	150	140	mA
Reverse Voltage	5	5	5	V
Operating/Storage Temperature	-40°C To +85°C			
Lead Solder Temperature [2]	260°C For 5 Seconds			

Notes:

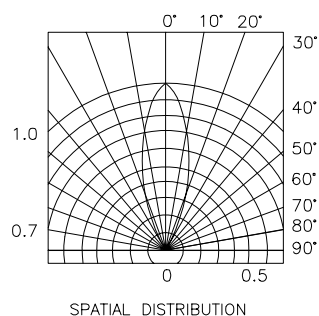
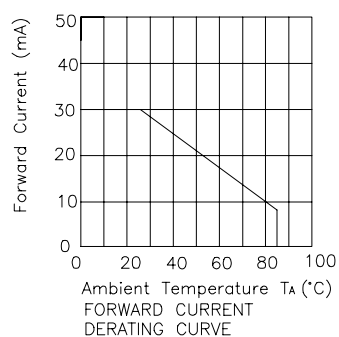
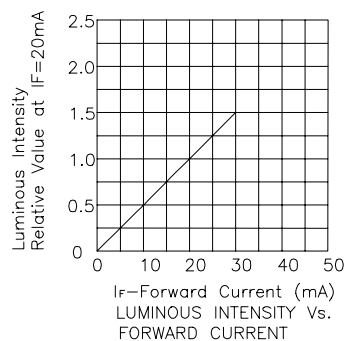
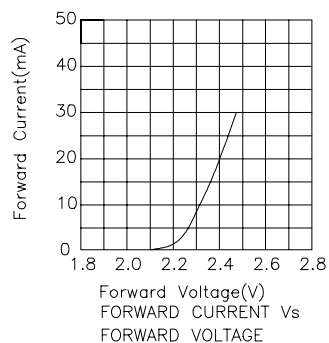
1. 1/10 Duty Cycle, 0.1ms Pulse Width.
2. 4mm below package base.



## Hyper Orange L-7104SEC-E



## Hyper Orange L-7104SEC-H



## Super Bright Yellow L-7104SYC-H

