THIS DRAWING IS UNPUBLISHED. RELEASED FOR PUBLICATION -,- .
© COPYRIGHT - By - ALL RIGHTS RESERVED.

LOC	DIST
AD	00

REVISIONS

P	LTR	DESCRIPTION	DATE	DWN	APVD
	H	REVISED PER ECO-14-000255	14JUL2014	NK	MM

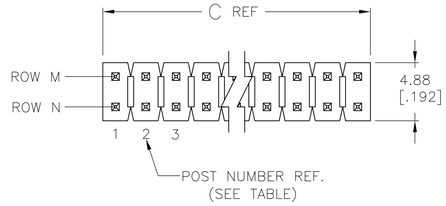

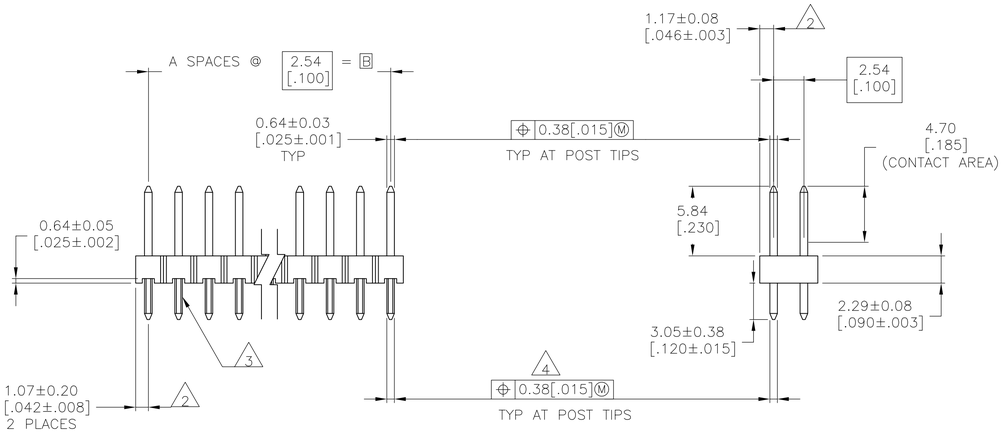

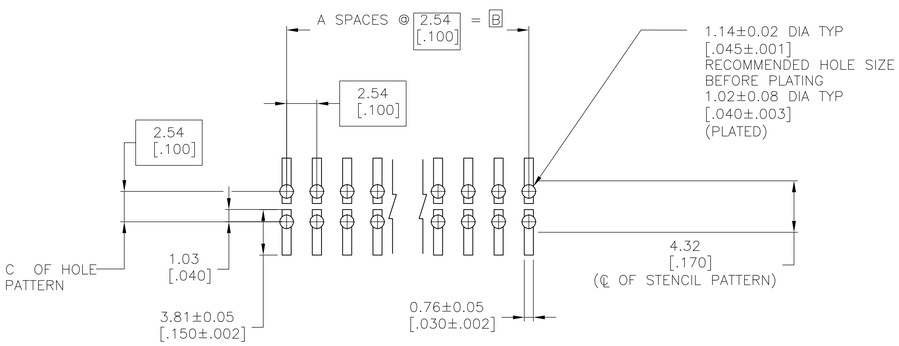

RECOMMENDED PC BOARD MOUNTING DIMENSIONS
FOR .063[1.60] THICK PC BOARD AND
.012[.305] STENCIL THICK

1. TRUE POSITION TOLERANCE OF THE POST TIPS APPLIES WHEN THE HEADER IS HELD FLAT AGAINST THE PRINTED CIRCUIT BOARD.

2. THE NOTED DIMENSIONS APPLY AT THE INTERSECTION OF THE POST AND HOUSING.

3. RETENTION FEATURES ON SOLDER TAILS, LOCATED AT MANUFACTURERS OPTION.

4. 0.51[.020]M FOR KINKED TAILS.

5. HOUSING: LCP, COLOR-BLACK. POST: PHOSPHOR BRONZE
CONTACT: COPPER ALLOY.

6. 0.000127 [.000005] GOLD IN CONTACT AREA,
0.00254-0.00508 [.0000100-.0000200] MATTE TIN-LEAD ON SOLDER TAIL,
ALL OVER 0.00127 [.000050] NICKEL.

7. 0.000127 [.000005] GOLD IN CONTACT AREA,
0.00254-0.00508 [.0000100-.0000200] MATTE TIN ON SOLDER TAIL,
ALL OVER 0.00127 [.000050] NICKEL.

8. OBSOLETE PARTS: OBSOLETE CIS STREAMLINING PER D.RENAUD/D.SINISI

		C	B	A	NO. OF POSITIONS	PART NUMBER
OBSOLETE	7	101.19 [3.984]	99.06 [3.900]	39	80	9-146267-0
	7	98.65 [3.884]	96.52 [3.800]	38	78	8-146267-9
	7	96.11 [3.784]	93.98 [3.700]	37	76	8-146267-8
	7	93.57 [3.684]	91.44 [3.600]	36	74	8-146267-7
	7	91.03 [3.584]	88.90 [3.500]	35	72	8-146267-6
	7	88.49 [3.484]	86.36 [3.400]	34	70	8-146267-5
	7	85.95 [3.384]	83.82 [3.300]	33	68	8-146267-4
	7	83.41 [3.284]	81.28 [3.200]	32	66	8-146267-3
	7	80.87 [3.184]	78.74 [3.100]	31	64	8-146267-2
	7	78.33 [3.084]	76.20 [3.000]	30	62	8-146267-1
	7	75.79 [2.984]	73.66 [2.900]	29	60	8-146267-0
	7	73.25 [2.884]	71.12 [2.800]	28	58	7-146267-9
	7	70.71 [2.784]	68.58 [2.700]	27	56	7-146267-8
	7	68.17 [2.684]	66.04 [2.600]	26	54	7-146267-7
	7	65.63 [2.584]	63.5 [2.500]	25	52	7-146267-6
	7	63.09 [2.484]	60.96 [2.400]	24	50	7-146267-5
	7	60.55 [2.384]	58.42 [2.300]	23	48	7-146267-4
	7	58.01 [2.284]	55.88 [2.200]	22	46	7-146267-3
	7	55.47 [2.184]	53.34 [2.100]	21	44	7-146267-2
	7	52.93 [2.084]	50.80 [2.000]	20	42	7-146267-1
	7	50.39 [1.984]	48.26 [1.900]	19	40	7-146267-0
OBSOLETE	7	47.85 [1.884]	45.72 [1.800]	18	38	6-146267-9
	7	45.31 [1.784]	43.18 [1.700]	17	36	6-146267-8
	7	42.77 [1.684]	40.64 [1.600]	16	34	6-146267-7
	7	40.23 [1.584]	38.10 [1.500]	15	32	6-146267-6
	7	37.69 [1.484]	35.56 [1.400]	14	30	6-146267-5
	7	35.15 [1.384]	33.02 [1.300]	13	28	6-146267-4
	7	32.61 [1.284]	30.48 [1.200]	12	26	6-146267-3
	7	30.07 [1.184]	27.94 [1.100]	11	24	6-146267-2
	7	27.53 [1.084]	25.40 [1.000]	10	22	6-146267-1
	7	24.99 [.984]	22.86 [.900]	9	20	6-146267-0
	7	22.45 [.884]	20.32 [.800]	8	18	5-146267-9
	7	19.91 [.784]	17.78 [.700]	7	16	5-146267-8
OBSOLETE	7	17.37 [.684]	15.24 [.600]	6	14	5-146267-7
	7	14.83 [.584]	12.70 [.500]	5	12	5-146267-6
	7	12.29 [.484]	10.16 [.400]	4	10	5-146267-5
OBSOLETE	7	9.75 [.384]	7.62 [.300]	3	8	5-146267-4
	7	7.21 [.284]	5.08 [.200]	2	6	5-146267-3
	7	4.67 [.184]	2.54 [.100]	1	4	5-146267-2
	7	2.13 [.084]	- [-]	-	2	5-146267-1
	PLATING	C	B	A	NO. OF POSITIONS	PART NUMBER

		C	B	A	NO. OF POSITIONS	PART NUMBER
OBSOLETE	6	101.19 [3.984]	99.06 [3.900]	39	80	4-146267-0
	6	98.65 [3.884]	96.52 [3.800]	38	78	~~3-146267-9~~
	6	96.11 [3.784]	93.98 [3.700]	37	76	~~3-146267-8~~
	6	93.57 [3.684]	91.44 [3.600]	36	74	~~3-146267-7~~
	6	91.03 [3.584]	88.90 [3.500]	35	72	~~3-146267-6~~
	6	88.49 [3.484]	86.36 [3.400]	34	70	~~3-146267-5~~
	6	85.95 [3.384]	83.82 [3.300]	33	68	~~3-146267-4~~
	6	83.41 [3.284]	81.28 [3.200]	32	66	~~3-146267-3~~
	6	80.87 [3.184]	78.74 [3.100]	31	64	~~3-146267-2~~
	6	78.33 [3.084]	76.20 [3.000]	30	62	~~3-146267-1~~
	6	75.79 [2.984]	73.66 [2.900]	29	60	~~3-146267-0~~
	6	73.25 [2.884]	71.12 [2.800]	28	58	~~2-146267-9~~
	6	70.71 [2.784]	68.58 [2.700]	27	56	~~2-146267-8~~
	6	68.17 [2.684]	66.04 [2.600]	26	54	~~2-146267-7~~
	6	65.63 [2.584]	63.5 [2.500]	25	52	~~2-146267-6~~
	6	63.09 [2.484]	60.96 [2.400]	24	50	~~2-146267-5~~
	6	60.55 [2.384]	58.42 [2.300]	23	48	~~2-146267-4~~
	6	58.01 [2.284]	55.88 [2.200]	22	46	~~2-146267-3~~
	6	55.47 [2.184]	53.34 [2.100]	21	44	~~2-146267-2~~
	6	52.93 [2.084]	50.80 [2.000]	20	42	~~2-146267-1~~
8 SUPERSEDED BY 7-146267-0	6	50.39 [1.984]	48.26 [1.900]	19	40	~~2-146267-0~~
8 OBSOLETE	6	47.85 [1.884]	45.72 [1.800]	18	38	~~1-146267-9~~
	6	45.31 [1.784]	43.18 [1.700]	17	36	~~1-146267-8~~
	6	42.77 [1.684]	40.64 [1.600]	16	34	~~1-146267-7~~
	6	40.23 [1.584]	38.10 [1.500]	15	32	~~1-146267-6~~
	6	37.69 [1.484]	35.56 [1.400]	14	30	~~1-146267-5~~
	6	35.15 [1.384]	33.02 [1.300]	13	28	~~1-146267-4~~
	6	32.61 [1.284]	30.48 [1.200]	12	26	~~1-146267-3~~
	6	30.07 [1.184]	27.94 [1.100]	11	24	~~1-146267-2~~
	6	27.53 [1.084]	25.40 [1.000]	10	22	~~1-146267-1~~
	6	24.99 [.984]	22.86 [.900]	9	20	~~1-146267-0~~
	6	22.45 [.884]	20.32 [.800]	8	18	~~146267-9~~
8 SUPERSEDED BY 5-146267-8	6	19.91 [.784]	17.78 [.700]	7	16	~~146267-8~~
8 OBSOLETE	6	17.37 [.684]	15.24 [.600]	6	14	~~146267-7~~
	6	14.83 [.584]	12.70 [.500]	5	12	~~146267-6~~
8 SUPERSEDED BY 5-146267-5	6	12.29 [.484]	10.16 [.400]	4	10	~~146267-5~~
8 OBSOLETE	6	9.75 [.384]	7.62 [.300]	3	8	~~146267-4~~
	6	7.21 [.284]	5.08 [.200]	2	6	~~146267-3~~
	6	4.67 [.184]	2.54 [.100]	1	4	~~146267-2~~
8 SUPERSEDED BY 5-146267-1	6	2.13 [.084]	- [-]	-	2	~~146267-1~~
	PLATING	C	B	A	NO. OF POSITIONS	PART NUMBER

THIS DRAWING IS A CONTROLLED DOCUMENT.

DIMENSIONS: mm [INCHES]

TOLERANCES UNLESS OTHERWISE SPECIFIED:
0 PLC ± -
1 PLC ± -
2 PLC ± 0.51[.02]
3 PLC ± 0.127[.005]
4 PLC ± 0.0127[.0005]
ANGLES ± -

MATERIAL 5

FINISH SEE TABLE

DWN T. HOFFMAN 08MAY95
CHK G. DUBNICZKI 04MAR96
APVD G. DUBNICZKI 04MAR96

PRODUCT SPEC —
APPLICATION SPEC —
WEIGHT —

TE Connectivity

NAME HEADER ASSEMBLY, MOD II, BREAKAWAY,DOUBLE ROW, .100 X.100 C/L, VERTICAL, WITH RETENTION FEATURE, .025 SQ.POSTS, HIGH TEMPERATURE

SIZE	CAGE CODE	DRAWING NO	RESTRICTED TO
A1	00779	C-146267	—

CUSTOMER DRAWING | SCALE 4:1 | SHEET 1 OF 1 | REV H