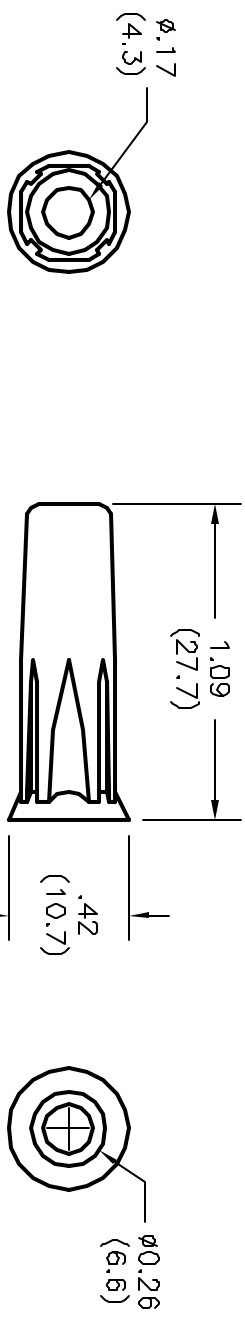


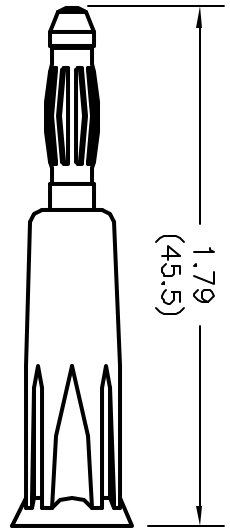
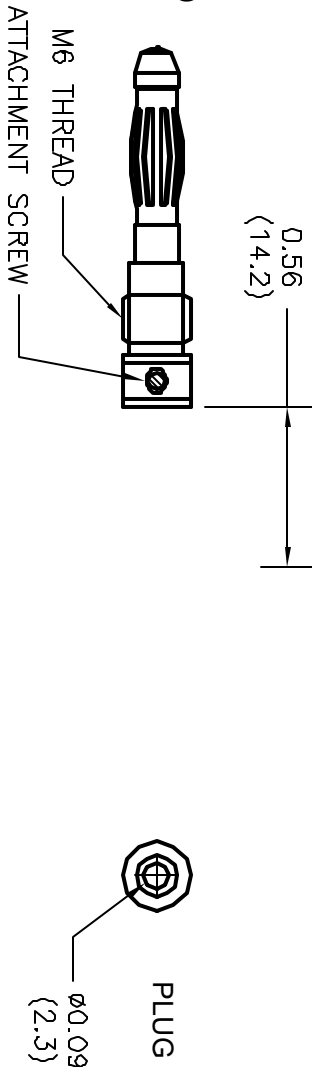
ALL RIGHTS RESERVED. NO PORTION OF THIS PUBLICATION, WHETHER IN WHOLE OR IN PART  
CAN BE REPRODUCED WITHOUT THE EXPRESS WRITTEN CONSENT OF SPC TECHNOLOGY.

REVISIONS				DOC. NO. SPC-FD05	Effective: 12/21/88				DCP No. 480
DCP #	REV	DESCRIPTION	DRAWN	DATE	CHECKD	DATE	APPRVD	DATE	
170	A	RELEASED	HYO	2/11/00	JJC	2/11/00	DJC	4/28/00	



**SPECIFICATIONS:**

1. INSULATOR BODY: POLYACETAL
2. PLUG BODY: BRASS, NICKEL PLATED
3. SPRING CONTACT: BECU, NICKEL PLATED
4. VOLTAGE: 500V
5. CURRENT: 36A MAX.
6. TEMPERATURE: -20 °C TO +80 °C
7. MAXIMUM WIRE SIZES:  
CONDUCTOR: Ø.090 (12AWG)  
STRIP LENGTH: .25 (6.4)
8. COLOR: RED



ASSEMBLED

DISCLAIMER  
ALL STATEMENTS AND TECHNICAL INFORMATION CONTAINED HEREIN ARE BASED UPON INFORMATION  
AND/OR TESTS WE BELIEVE TO BE ACCURATE AND RELIABLE. SINCE CONDITIONS OF USE ARE  
BEYOND OUR CONTROL, THE USER SHALL DETERMINE THE SUITABILITY OF THE PRODUCT FOR THE  
INTENDED USE AND ASSUME ALL RISK AND LIABILITY WHATSOEVER IN CONNECTION THEREWITH.

SPC TECHNOLOGY

Tolerances Unless Otherwise Specified		DRAWN BY:		DATE:		DRAWING TITLE: DO-IT-YOURSELF 4mm PLUG, SCREW ATTACHMENT			
Fractions ± 1/32		HISHAM ODISH		2/11/00					
Decimals		CHECKED BY:		DATE:					
.XX ± .01		JOHN COLE		2/11/00					
.XXX ± .005		APPROVED BY:		DATE:					
		DANIEL CAREY		4/28/00					
				SCALE: NTS		U.O.M.: INCHES [mm]		SHEET: 1 OF 1	