



MOJAVE1A

DryLine® Dehydrator, Low-pressure membrane, 19 in rack mountable, 2.0–5.0 psig, with discrete alarm, 115 Vac, 60 Hz

- See related products for dc options, sold separately

OBSOLETE

This product was discontinued on: October 27, 2016

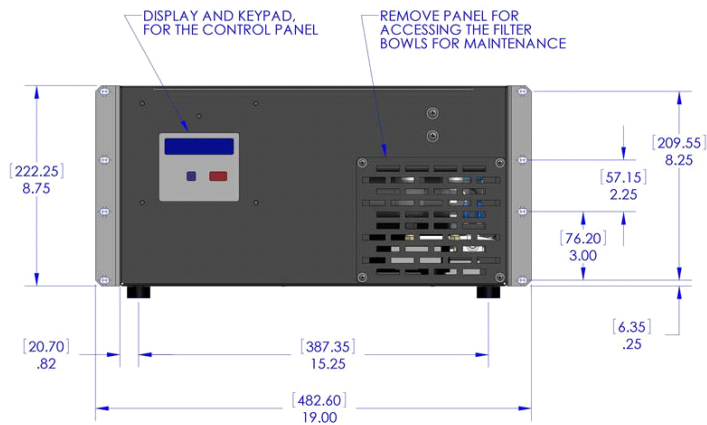
Replaced By

MT050C

DryLine® Dehydrator, Low-pressure membrane, 19 in rack mountable, Wall mountable, 3.0 psig (2-6 adjustable), with summary and discrete alarms, 115/230 Vac, 50/60 Hz

MOJAVE1A

Outline Drawing-Front

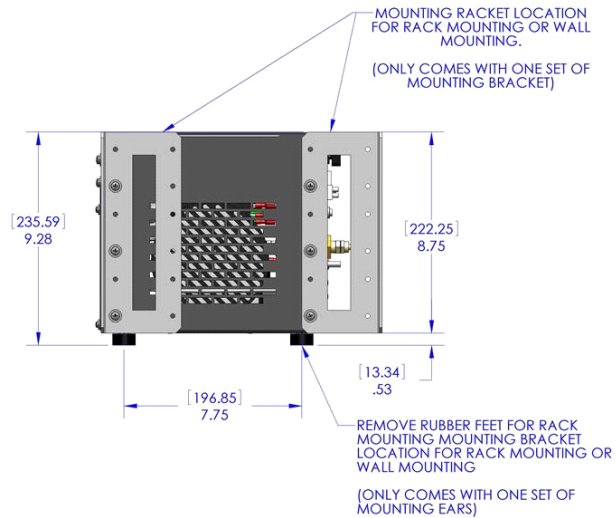


MOJAVE FRONT VIEW

DIMENSIONS ARE AS FOLLOWS: [] MILLIMETERS, INCHES

MOJAVE1A


Outline Drawing-Side



MOJAVE SIDE VIEW

MOJAVE1A

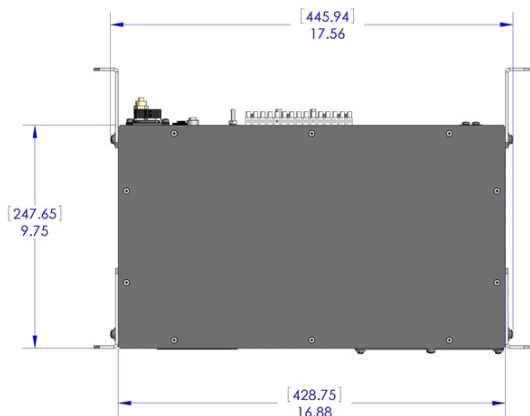
Outline Drawing-Back



MOJAVE BACK VIEW

MOJAVE1A

Outline Drawing-Top



MOJAVE TOP VIEW

Alarm

Alarm Type	Discrete
Excess-Run Alarm	10 minutes, factory set
High-Humidity Alarm	7.5% RH, factory set
Low-Pressure Alarm	68 mbar 7 kPa 1 psig
Power-Fail Alarm	Loss of input power

Dimensions

Net Weight	11.8 kg 26.0 lb
Product Depth	254.0 mm 10.0 in
Product Height	222.5 mm 8.8 in
Product Width	431.8 mm 17.0 in
Product Depth, Packed	43.2 mm 1.7 in
Product Height, Packed	426.7 mm 16.8 in
Product Width, Packed	584.2 mm 23.0 in

Electrical Specifications

Power Cord	USA power cord
Voltage	115 Vac ±10%
Alarm Contact Rating	Form C dry contacts, 2 amps at 30 Vdc
Operating Temperature	-10 °C to +50 °C (+14 °F to +122 °F)
Power Consumption, average	180.0 W
Power Frequency	60 Hz
Power Phase	Single
Suggested Circuit Breaker Size	15 A
Circuit Breaker Requirement	Electrical connections require separate circuits for dehydrator installation

MOJAVE1A

General Specifications

Dehydrator Type	Automatic Membrane
Voltage Type	ac
Volume Capacity, minimum	42.5 L 1.5 ft ³
Volume Capacity, maximum	1699.0 L 60.0 ft ³
Brand	DryLine®
Cut In/Out Pressure Type	Factory set
Cut In Pressure	13.8 kPa 2.0 psig
Cut Out Pressure	34.5 kPa 5.0 psig
Dew Point	Better than -45 °C (-50 °F) at 95% RH at +40 °C (+104 °F)
Flow Rate, nominal	4.20 SLPM 0.15 SCFM
Includes	3/8 in polyethylene tubing 90° elbow fitting Male connector fitting Needle valve Power cord Power cord connector lock PTFE tape Screws
Mount Type	Floor Rack Shelf Wall
Port Count	1
Port Type	3/8 in PE tube
Rack Type	EIA 19 in
Rack Units	5