

L-7104SGx SUPER BRIGHT GREEN

L-7104SRx SUPER BRIGHT RED

### Features

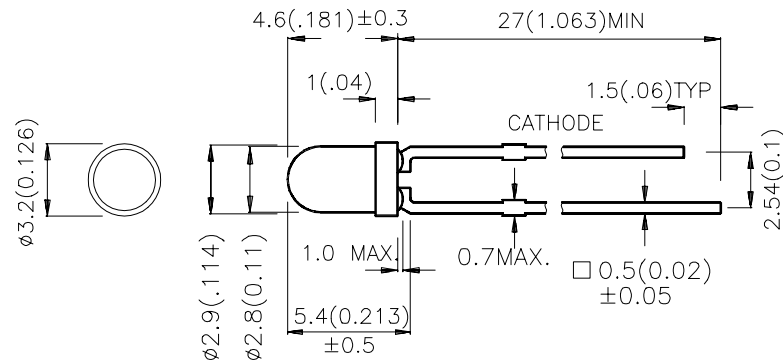
- ULTRA BRIGHTNESS.
- BOTH DIFFUSED AND WATER CLEAR LENS ARE AVAILABLE.
- OUTSTANDING MATERIAL EFFICIENCY.
- RELIABLE AND RUGGED.
- IC COMPATIBLE/LOW CURRENT CAPABILITY.

### Description

The Super Bright Green source color devices are made with Gallium Phosphide Green Light Emitting Diode.

The Super Bright Red source color devices are made with Gallium Aluminum Arsenide Red Light Emitting Diode.

### Package Dimensions



#### Notes:

1. All dimensions are in millimeters (inches).
2. Tolerance is  $\pm 0.25 (0.01)$  unless otherwise noted.
3. Lead spacing is measured where the lead emerge package.
4. Specifications are subject to change without notice.

## Selection Guide

Part No.	Dice	Lens Type	Iv (mcd) @ 20 mA		Viewing Angle
			Min.	Typ.	2θ1/2
L-7104SGC	SUPER BRIGHT GREEN (GaP)	WATER CLEAR	80	150	34°
L-7104SGD	SUPER BRIGHT GREEN (GaP)	GREEN DIFFUSED	20	40	40°
L-7104SRC-D	SUPER BRIGHT RED (GaAlAs)	WATER CLEAR	500	600	34°
L-7104SRC-E			700	900	
L-7104SRC-F			1000	1100	
L-7104SRC-G			1200	1300	
L-7104SRC-H			1400	1700	
L-7104SRC-J			1800	2300	
L-7104SRD-D	SUPER BRIGHT RED (GaAlAs)	RED DIFFUSED	100	150	40°
L-7104SRD-E			200	250	
L-7104SRD-F			300	350	
L-7104SRD-G			400	500	
L-7104SRD-H			600	900	
L-7104SRD-J			1000	1200	

Note:

1.  $\theta_{1/2}$  is the angle from optical centerline where the luminous intensity is 1/2 the optical centerline value.

## Electrical / Optical Characteristics at T<sub>A</sub>=25°C

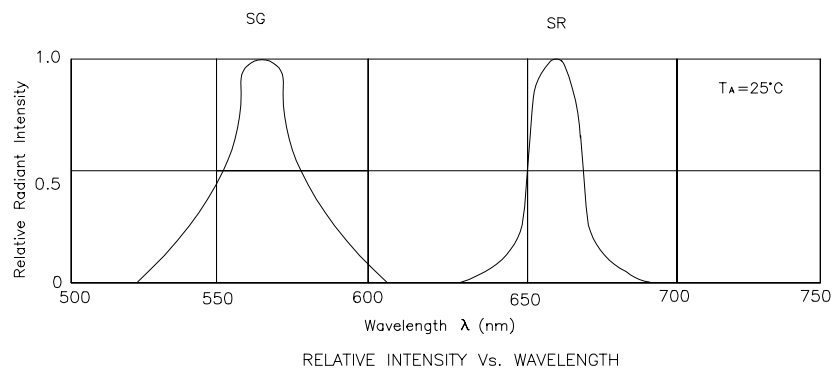
Symbol	Parameter	Device	Typ.	Max.	Units	Test Conditions
$\lambda_{peak}$	Peak Wavelength	Super Bright Red Super Bright Green	660 565		nm	IF=20mA
$\lambda_D$	Dominate Wavelength	Super Bright Red Super Bright Green	640 568		nm	IF=20mA
$\Delta\lambda_{1/2}$	Spectral Line Halfwidth	Super Bright Red Super Bright Green	20 30		nm	IF=20mA
C	Capacitance	Super Bright Red Super Bright Green	45 15		pF	VF=0V;f=1MHz
V <sub>F</sub>	Forward Voltage	Super Bright Red Super Bright Green	1.85 2.2	2.5 2.5	V	IF=20mA
I <sub>R</sub>	Reverse Current	All		10	μA	VR = 5V

## Absolute Maximum Ratings at $T_A=25^\circ\text{C}$

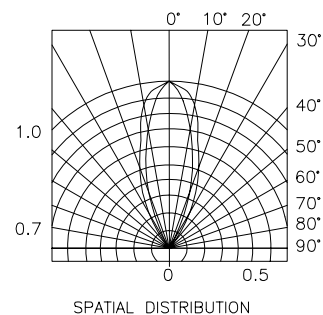
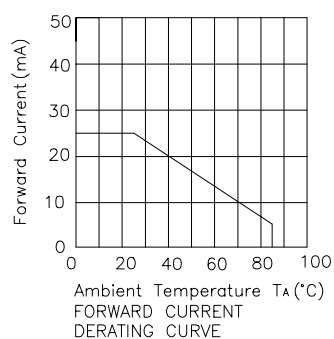
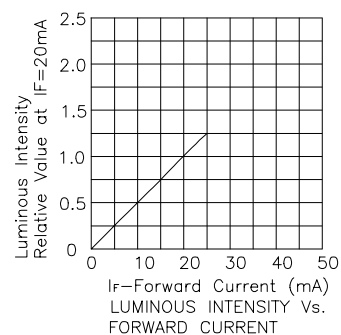
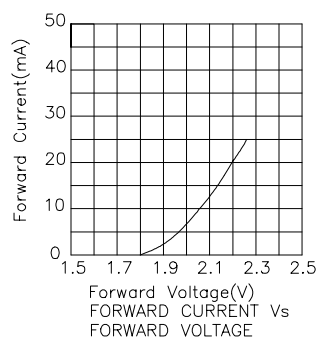
Parameter	Super Bright Red	Super Bright Green	Units
Power dissipation	100	105	mW
DC Forward Current	30	25	mA
Peak Forward Current [1]	155	140	mA
Reverse Voltage	5	5	V
Operating/Storage Temperature	$-40^\circ\text{C}$ To $+85^\circ\text{C}$		
Lead Solder Temperature [2]	260 $^\circ\text{C}$ For 5 Seconds		

Notes:

- 1/10 Duty Cycle, 0.1ms Pulse Width.
- 2.4mm below package base.



## Super Bright Green L-7104SGC, L-7104SGD



## Super Bright Red L-7104SRC-x,L-7104SRD-x

