THIS DRAWING IS UNPUBLISHED.
VERTRAULICHE UNVEROEFFENTLICHTE ZEICHNUNG
FREI FUER VEROEFFENTLICHUNG
© COPYRIGHT 1997 BY AMP INCORPORATED. ALL RIGHTS RESERVED. ALLE RECHTE VORBEHALTEN

MATED WITH:
PASSEND ZU:
1107102

LOC	DIST
AI	–

PROJEKT NR.: –

REVISIONS
AENDERUNGEN

P	LTR	DESCRIPTION BESCHREIBUNG	DATE	DWN	APVD
	B3	REVISED PER ECR-17-014013	18JAN2018	NG	MKZO

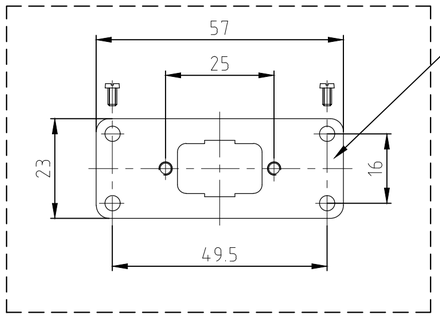

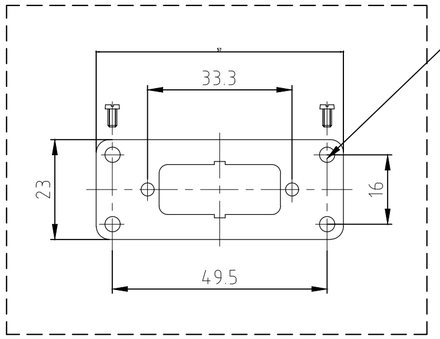

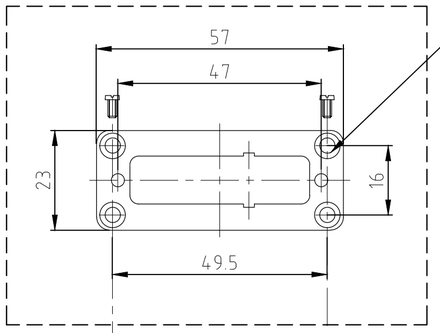

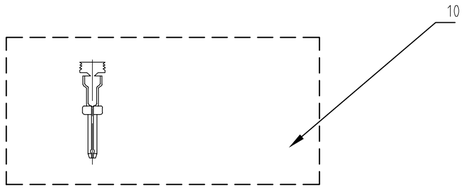

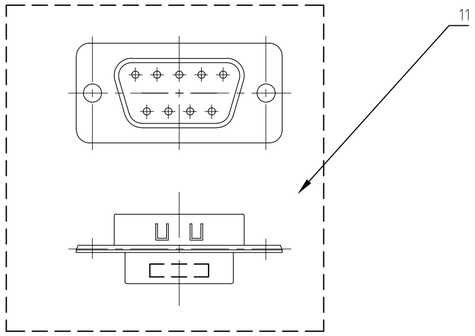

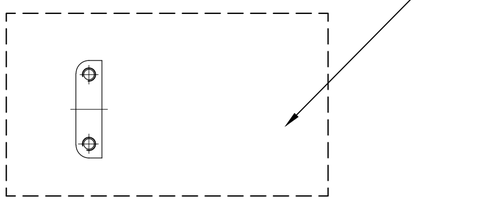

Panel-cut- out

Montageausschnitt

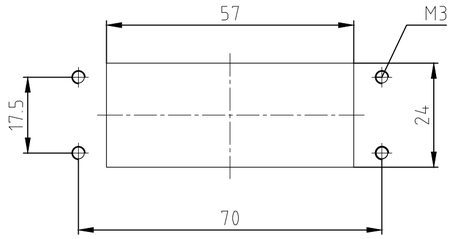

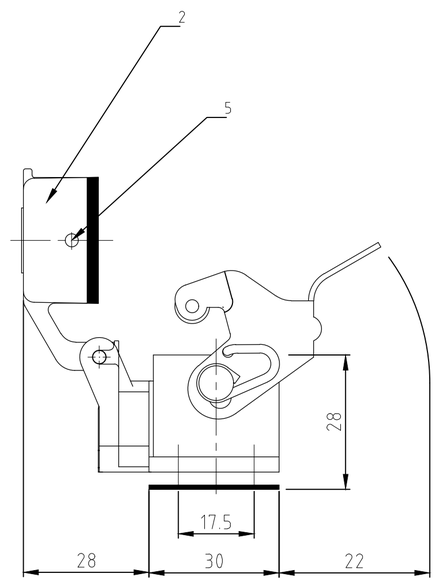

Notes:

1. Material: housing aluminium diecast alloy
   seals : Neoprene
2. Surface: Varnish - grey
3. Varnish on the inside not necessarily
4. for PN 0-6 housing and cover neutral
5. OBSOLETE PARTS: OBSOLETE CIS STREAMLINING PER D.RENAUD/D.SINISI

Bemerkungen:

1. Material: Gehäuse Alu-Druckguß Legierung
   Dichtung : Neoprene
2. Oberfläche: Lackierung - grau
3. Lackierung in Gehäuseinnere ist nicht notwendig
4. für PN 0-6 Anbaugehäuse und Deckel neutral

0-6	0-5	0-4	0-3	0-2	0-1	DESCRIPTION / BENENNUNG	MATERIAL	SURFACE / OBERFLÄCHE	COLOR / FARBE	TEM No. Pos.	REMARKS / BEMERKUNGEN
–	OBSOLETE	–	–	–	–	Montageleiste	messing	vernickelt	–	12	in Polybeutel verpackt
–	OBSOLETE	1	–	–	–	SubminD 1x9 Sti-Stecker	–	–	–	11	in Polybeutel verpackt
–	–	8	–	–	–	SubminD Sti-Kontakte	–	–	–	10	in Polybeutel verpackt
1	–	–	1	–	–	Set-Befestigungsplatte SM 1x25	–	Verzinkt	–	9	Set in Polybeutel verpackt
–	–	–	–	1	–	Set-Befestigungsplatte SM 1x15	–	Verzinkt	–	8	Set in Polybeutel verpackt
–	1	1	–	–	1	Set-Befestigungsplatte SM 1x9	–	Verzinkt	–	7	Set in Polybeutel verpackt
1	1	1	1	1	1	Flanschdichtung HA.10	Neoprene	–	Schwarz/black	6	
2	2	2	2	2	2	Bügelbolzen	Stahl	verzinkt	–	5	
1	1	1	1	1	1	Profildichtung HA.10	Neoprene	–	Schwarz/black	4	
1	1	1	1	1	1	LB.Bügel	Stahl	verzinkt	–	3	
1	1	1	1	1	1	Deckel HA.10	Aluminium	–	Grau/grey	2	
1	1	1	1	1	1	Anbaugehäuse HA.10	Aluminium	–	Grau/grey	1	

HA.10.SM-AGD-LB/AM 1x25-SO	HA.10.SM-AGD-LB/AM 1x9-SO	HA.10.SM-AGD-LB/AM 1x9-SO	HA.10.SM-AGD-LB/AM 1x25	HA.10.SM-AGD-LB/AM 1x15	HA.10.SM-AGD-LB/AM 1x9

ORDERING TEXT / BESTELLTEXT

THIS DRAWING IS A CONTROLLED DOCUMENT FOR AMP INCORPORATED.
IT IS SUBJECT TO CHANGE AND THE CONTROLLING ENGINEERING ORGANIZATION SHOULD BE CONTACTED FOR THE LATEST REVISION.
DIESES ZEICHNUNGSDOKUMENT WIRD DURCH AMP INCORPORATED KONTROLLIERT. AENDERUNGEN, DIE DEM TECHNISCHEN FORTSCHRITT DIENEN, SIND VORBEHALTEN. DEN JEWEILS LETZTGUELTIGEN AENDERUNGSSTAND ERFAHREN SIE AUF ANFRAGE.

DIMENSIONS: DIMENSIONEN: mm

TOLERANCES UNLESS OTHERWISE SPECIFIED: ALLGEMEINTOLERANZEN
n. ISO 8015
n. ISO 2768 - mH -E
n. DIN 16901 - 140
0 PLC #-
1 PLC #-
2 PLC #-
3 PLC #-
ANGLES / WINKEL #-

MATERIAL

FINISH / OBERFLAECHE/FARBE

DWN Schneider 05.10.1999
CHK Schweiger 05.10.1999
APVD –
PRODUCT SPEC PRODUKTSPEZ. –
APPLICATION SPEC VERABEITUNGSSPEZ. –
WEIGHT GEWICHT

TE Connectivity

NAME
SURFACE MOUNTED HOUSING BOTTOM ENTRY
ANBAUGEHÄUSE HA.10.AGD-LB

SIZE	CAGE CODE	DRAWING NO ZEICHNUNGS-NR.	RESTRICTED TO NUR FUER
A2	00779	C-1107102	–

CUSTOMER DRAWING /KUNDENZEICHNUNG

MASSSTAB	BLATT	OF VON	REV
1 : 1	1	1	B3