THIS DRAWING IS UNPUBLISHED. RELEASED FOR PUBLICATION
© COPYRIGHT ALL RIGHTS RESERVED.

LOC	DIST
J	-

REVISIONS

P	LTR	DESCRIPTION	DATE	DWN	APVD
	P	REVISED PER ECO-11-005294	11APR11	RK	HMR

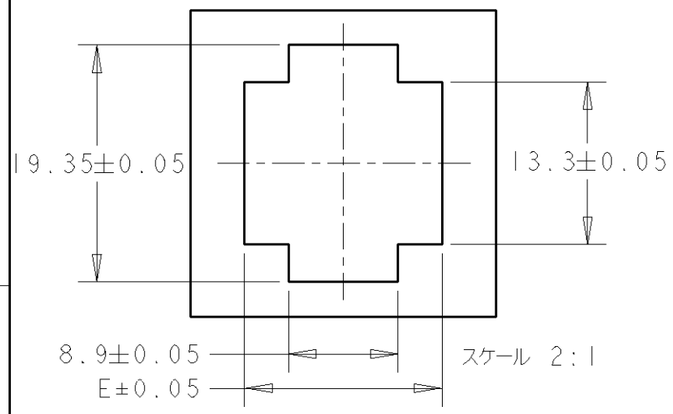

パネル加工推奨寸法図
RECOMMENDED PANEL LAYOUT
(適用パネル厚:1.0-2.0)
(APRICABLE PANEL THICKNESS:1.0-2.0)

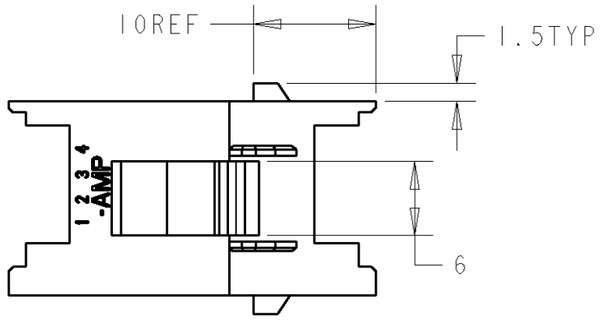

注記
1:材料:ハウジング:ガラス入り熱可塑性ポリエステル樹脂、94V-0、黒
コンタクト:銅合金
2:メッキ:コンタクト:全面Ni下地
接点部:0.2μm MIN 金メッキ
3:金属パネルの場合、コネクタ取付方向をパンチ加工方向にしてください。
4:プラスチックパネルの場合、穴端部にR無き様ご配慮ください。

NOTE
1:MATERIAL.HOUSING:GLASS FILED THERMPLASTIC,94V-0,BLACK
CONTACT.CUPPER ALLOY
2:FINISH.UNDERPLATE:Ni 1.27μm min.
CONTACT AREA:Au 0.2μm min.
3:INSERT CONN. FROM PRESS DIRECTION SIDE FOR METAL PANEL.
4:EDGE OF THICKNESS WAY MUST NOT ROUND FOR MOLDED PANEL.

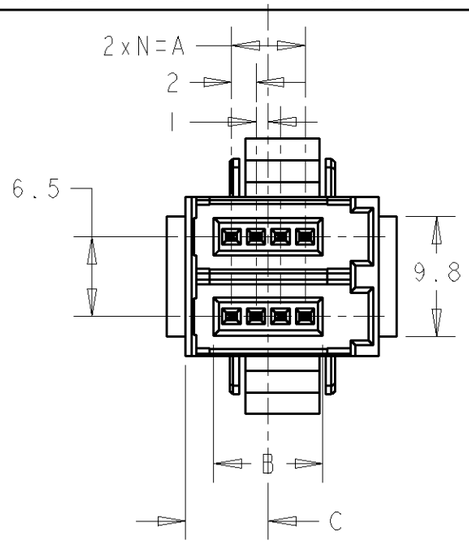

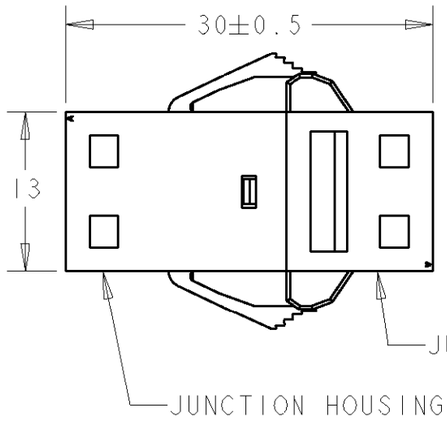

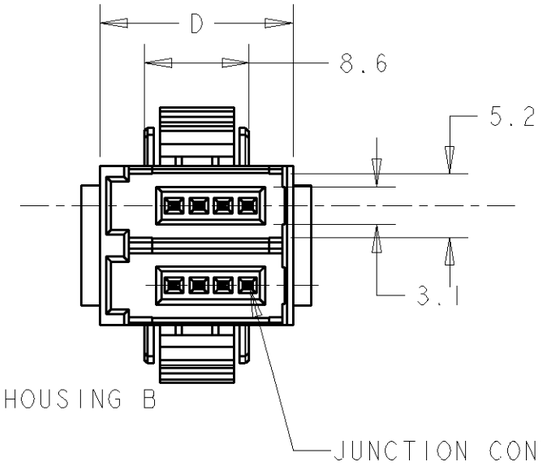

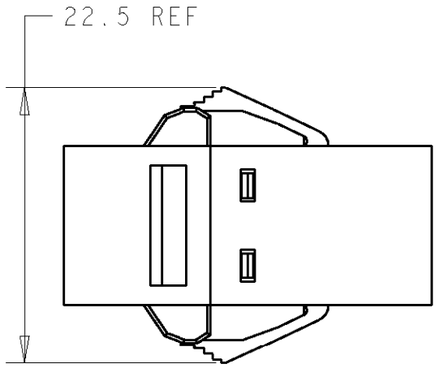

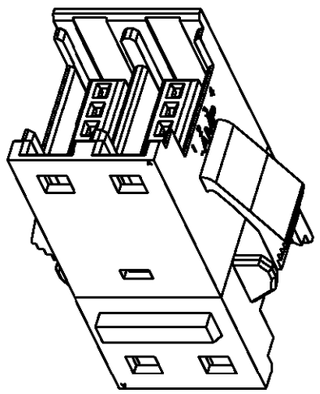

-1, -2 P/M TYPE
スケール 2:1

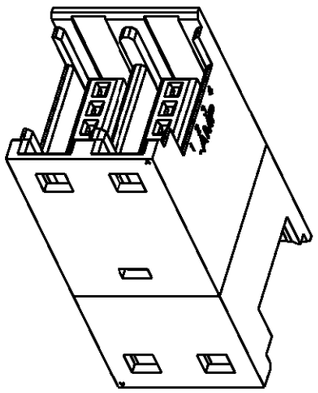

5- -1,5- -2 F/H TYPE
スケール 2:1

F/H	16.1	15.8	6.75	8.9	6	3	4	5-1473574-4
F/H	14.1	13.8	5.75	6.9	4	2	3	5-1473574-3
P/M	16.1	15.8	6.75	8.9	6	3	4	1473574-4
P/M	14.1	13.8	5.75	6.9	4	2	3	1473574-3
TYPE	E	D	C	B	A	N	POS	PART NUMBER

DIMENSIONS: mm

TOLERANCES UNLESS OTHERWISE SPECIFIED:
0 PLC ±- ±0.2
1 PLC ±-
2 PLC ±- ±3°
3 PLC ±-
4 PLC ±-
ANGLES ±-

MATERIAL -
FINISH -

DWN D.MITSUGI 10SEP2001
CHK S.MANABE 10SEP2001
APVD S.MANABE 10SEP2001
PRODUCT SPEC 108-5765
APPLICATION SPEC -
WEIGHT -

TE Connectivity

NAME
JUNCTION BOX (4D)
FOR E-CON
- RITS CONN. -

SIZE A3 | CAGE CODE 00779 | DRAWING NO C-1473574 | RESTRICTED TO -

CUSTOMER DRAWING | SCALE 2:1 | SHEET 1 OF 1 | REV P